

12 How Long ...?

Who's been learning English the longest? Find out.



Who's been playing a favorite sport the longest? Find out.




Who's known their oldest friend the longest? Find out.



Who's had their pet the longest? Find out.



Who's been doing their hobby the longest? Find out.




Who's been going to the same hairdresser the longest? Find out.



Who's been living in the same place the longest? Find out.




Who's been wearing the same watch the longest? Find out.



Who's been driving the same car or riding the same bicycle or motor bike the longest? Find out.




Who's had the same bad habit the longest? Find out.



Who's known you the longest in the group? Find out.



Who's had the same partner (girl/boyfriend, wife/husband, etc.) the longest? Find out.



Teacher's Notes

How Long ...? Worksheet **12**

ACTIVITY

Whole class: speaking

AIM

To find out how long people have been doing things by asking and answering questions.

GRAMMAR AND FUNCTIONS

Present perfect continuous for asking and saying how long

VOCABULARY

General

PREPARATION

Make one copy of the worksheet for each group of up to 12 students. Cut the cards out as indicated.

TIME

15 to 20 minutes

PROCEDURE

1. If there are more than 12 students in the class, divide them into groups. Give one card to each student in the class.
2. Tell the students that they are responsible for finding the answer to the question on their own card by speaking to everybody in their group. Make sure the students know how to formulate the question correctly.
3. Now ask the students to go around the class or group, asking and answering questions. Tell them they can make notes on the backs of their cards if necessary.
4. When they have spoken to everybody in the class or group, they should sit down and work out the answers to their questions.
5. Now ask the students to take turns reporting back to the class or group on the information they have found out.

FOLLOW-UP

Ask the students to stay in their groups and to write the information they have gathered on a poster to be displayed in the classroom.