














# Tastes in entertainment



?	Find someone who ...	Name	Reason	
	... prefers talk shows to soap operas.			
	... would like to be an actor.			?
?	... watches the TV news every day.			
	... prefers the Internet to TV.			?
	... would like to be a pop star.			
	... prefers the movies to TV.			
<b>TV = CINEMA?</b>	... would be happy to live without TV.			
	... would prefer to be a director than an actor.			
	... thinks that TV has too much influence on us.			
	... always checks the TV guide before they turn the TV on.			
				

## Unit 6C



Teacher's Notes

# Tastes in entertainment

## Interaction

Whole class

## Aim

To discuss personal tastes in entertainment.

## Time

20 minutes

## Skills

Speaking

## Grammar and functions

Discussing people's likes and dislikes, preferences and opinions

## Vocabulary

TV and entertainment

## Preparation

Photocopy one worksheet for each student.

## Procedure

- 1 Give students a worksheet each.
- 2 Tell them they are going to find the people described on the worksheet. First they must write the questions they will need to ask. Elicit some examples and write correct ones on the board, e.g. *Do you prefer talk shows to soap operas?*
- 3 Remind students that when you are talking about preferences, *Do you prefer / like ...?* is used to ask about real things or situations while *Would you prefer / like...?* is for imaginary situations.
- 4 Elicit questions starting with *Why* which students will need to ask to find out the reasons for the preferences and opinions expressed. Write examples on the board, e.g. *Why do you prefer talk shows?*
- 5 When the students are ready, tell them to go around the class interviewing people and filling in their worksheets. When one person has answered *yes* to two of the questions, they should move on to another person.
- 6 Set a time limit of ten minutes for interviews.
- 7 Move around the classroom and give help as needed.

## Option

Use the opinions expressed as the basis for a class discussion.