


22

*Animal instinct*


**the place  
where you live**

\_\_\_\_\_



**something you  
do well**

\_\_\_\_\_



**something you  
do badly**

\_\_\_\_\_



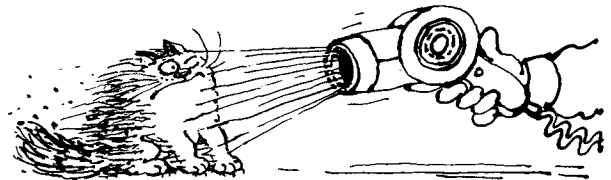
**something nice you hope  
to do in the next few days**

\_\_\_\_\_




**something you didn't enjoy  
doing in the last few days**

\_\_\_\_\_



**something you usually  
do after supper**

\_\_\_\_\_



**your favourite  
place**

\_\_\_\_\_



**your best  
characteristics**

\_\_\_\_\_



# Animal instinct

## Worksheet

# 22

### ACTIVITY

Pairwork: writing, speaking

### AIM

To pretend you are an animal and to give personal information as if you were that animal. To guess what animals other people are pretending to be.

### GRAMMAR AND FUNCTIONS

Position of adverbs and adverb phrases

Adverbs of manner: *well, badly*

Adverb phrases of time: *in the last/next few days, after supper*

### VOCABULARY

Animals

### PREPARATION

Make one copy of the worksheet for each student in the class.

### TIME

15 to 20 minutes

### PROCEDURE

- 1 Tell the students that you are going to talk to them from the point of view of an animal and that they should guess, from the information you give them, what the animal is.

For example:

*I live in Asia.*

*I fight well but I swim badly.*

*I hope to kill another animal to eat in the next few days.*

*I didn't enjoy running away from poachers in the last few days.*

*I usually sleep after supper.*

*My favourite place is in the jungle.*

*I'm beautiful, strong and dangerous.*

(Answer: *tiger*)

- 2 Now give a copy of the worksheet to each student in the class.
- 3 Tell them to imagine that they are an animal and to write information on their worksheet from that animal's point of view.
- 4 Ask the students to work in pairs and take it in turns to read out their information to their partner. They must guess what the animal is.
- 5 Tell them to find a new partner and repeat procedure point 4.

### FOLLOW-UP

- 1 Give the students another copy of the worksheet and ask them to fill it in with information about themselves without writing their names.
- 2 When they have done that, take the worksheets in, mix them up and pin them up around the classroom so that the students can read them and guess who wrote them.