

# EVERYDAY LIFE

## SHOPPING

**Age:** Teenager/Adult

**Level:** Intermediate (B1)

**Time:** 30 minutes

**Activity:** In this lesson, students will:

1. learn vocabulary for types of shop
2. identify collocations for actions related to shopping
3. reorder and practise a dialogue about shopping

**Language focus:** vocabulary for shops; collocations related to shopping; spoken fluency

**Materials:** make a list of at least three different items that you can buy in each of the shops listed in exercise 2



Next, ask the students to look at the pictures in Exercise 2. Tell them to match the words from the box with the pictures. Can they see any of the shops from the lists they made in the warmer exercise? When they have finished, ask them to name at least three different items that can be bought in each of the shops.

If they are having trouble, help them by suggesting some answers (*In a mechanic's, you can buy oil/a tool kit/spare tyres, In a florist, you can buy roses/tulips/lilies*). Go through your students' answers, making sure to drill the correct pronunciation for each shop and boarding any new and interesting vocabulary that came from their brainstorming session.

## PROCEDURE

**Warmer:** Ask students to work in pairs and make a list of all the different kinds of shop they can name. Give them a time limit of two minutes, and when the time is up, ask them to swap partners and see if they can add any more shops to their list.



**TEACHING TIP:** While the students are doing the warmer exercise, walk around the classroom and monitor what vocabulary items they are listing, offering correction with spelling and helping to drill the correct pronunciation, focusing particularly on syllable stress.

Hand out the worksheets. Ask your students to discuss Exercise 1 in pairs or in small groups and encourage them to expand on their answers with extra information (*'I'm a massive bargain hunter. I love looking around second-hand shops for good deals'*). When they have finished, conduct a short whole class discussion so they can present their answers.

### Key:

- **bargain hunter** (/bɑːgɪn hʌntə/) – a person who shops for items sold at cheap, especially discounted, prices
- **window shopping** (/wɪndəʊ ʃɒpɪŋ/) – looking at goods in shop windows without buying them
- **shop around** (/ʃɒp əraʊnd/) – to visit a number of shops or stores to compare goods and prices



**TEACHING TIP:** When teaching phrasal verbs such as 'shop around', try to highlight the catenation (or linking) of the first and second words between the final consonant sound of the first word and the opening vowel sound of the second word. This will help your students produce more natural sounding speech.

### Key:

1. florist
2. bakery
3. mechanic
4. off licence
5. optician
6. fishmonger's
7. shoe shop
8. greengrocer's
9. jeweller's
10. clothes shop
11. supermarket
12. butcher's
13. chemist's
14. bookshop

In exercise 3, ask students to match the verbs from column A with the noun phrases from column B to form some expressions which are useful when going shopping. Then tell them that they should match each expression with one of the pictures below.



**TEACHING TIP:** If you have time, or as a homework exercise, you could ask your students to write a short story putting the expressions into full sentences. This will provide the opportunity to personalize the information which will help them better recall it.

# EVERYDAY LIFE

## SHOPPING

**Key:**

A	B	Picture
Go	window shopping	 <span style="float: right; font-size: 10px; color: orange;">H</span>
Push a	shopping trolley	 <span style="float: right; font-size: 10px; color: orange;">F</span>
Pay at the	till/cash register	 <span style="float: right; font-size: 10px; color: orange;">C</span>
Go to a	shopping centre	 <span style="float: right; font-size: 10px; color: orange;">I</span>
Ask a	shop assistant/salesperson for help	 <span style="float: right; font-size: 10px; color: orange;">A</span>
Stack	shelves	 <span style="float: right; font-size: 10px; color: orange;">D</span>
Scan	your items	 <span style="float: right; font-size: 10px; color: orange;">B</span>
Try something on in the	changing room	 <span style="float: right; font-size: 10px; color: orange;">E</span>
Carry a	shopping basket	 <span style="float: right; font-size: 10px; color: orange;">G</span>

# EVERYDAY LIFE

## SHOPPING

In exercise 4, students have to reorder a dialogue from a conversation that takes place in a clothes shop. Put your students into pairs and ask one of them to be the shop assistant and the other to be the customer. Tell the shop assistant that their lines of dialogue are the odd numbers (1–23) and the customer the even numbers (2–24). When they have completed the exercise, check the answers as a whole class then ask the students to write the dialogue out in full on the lined paper below. Encourage them to change some of the details so their conversation is a little different from the original (*the size, the colour, the price, etc.*). Finally, when they have finished, ask the students to practise their new dialogue with each other, and encourage some pairs to read theirs out in front of the class if they want to.



**TEACHING TIP:** If you want to make this exercise a little more interactive (and possibly more fun!), before class cut the dialogue up into strips. Give student A the shop assistant's lines and student B the customer's lines and tell the students to reorder the conversation using the strips of paper.

### Key:

	Shop Assistant		Customer
9	Yes, here's one.	4	Blue, please.
17	Yes, but it's really good quality.	14	I like that one. How much is it?
13	Oh, wait a minute. We do have this one. It has blue stripes.	8	I'm not sure. Have you got anything lighter?
19	Sure. The fitting rooms are just over there.	2	I'm looking for a shirt.
21	The cash registers are right over there.	24	Thanks. You too!
5	Blue. OK. And what size are you?	12	That's a shame.
15	Fifty pounds.	18	Oh. OK. Can I try it on?
1	Good morning. How can I help you?	16	Fifty pounds! Are you serious?
11	I'm sorry but we only have these two tops in blue.	6	Medium.
7	Medium. Right. What about this one?	10	No, that one's too light.
3	OK. What colour are you after?	20	[10 minutes later]. It looks great! Where do I pay?
23	My pleasure. Have a nice day.	22	Great. Thanks very much.

# EVERYDAY LIFE

## SHOPPING

## WORKSHEET

### EXERCISE 1: SPEAKING

Look at the words in **bold**. What do they mean? Discuss with your partner, then ask and answer the following questions together:

1. Would you describe yourself as a **bargain hunter**?
2. Do you enjoy **window shopping**?
3. When you go shopping, do you like to **shop around**?

### EXERCISE 2: VOCABULARY: TYPES OF SHOP

Match the words in the box to the pictures below. Tell your partner at least three items that you can buy in each shop.

bakery	greengrocer's
butcher's	jeweller's
bookshop	mechanic
chemist's	off licence
clothes shop	optician
fishmonger's	shoe shop
florist	supermarket



1.





2.



3.



4.



11.



14.

# EVERYDAY LIFE

## SHOPPING

## WORKSHEET

### EXERCISE 3: VOCABULARY: SHOPPING EXPRESSIONS


Match the verbs from column A with nouns from column B to form useful expressions.

A	B
Go	shopping trolley
Push a	shopping basket
Pay at the	changing room
Go to a	shop assistant/salesperson for help
Ask a	shelves
Stack	your items
Scan	shopping centre
Try something on in the	window shopping
Carry a	till/cash register



When you have finished matching the expressions from column A to B, write the full expression under the appropriate picture below.











# EVERYDAY LIFE

## SHOPPING

## WORKSHEET

### EXERCISE 4: SPEAKING: SHOPPING ROLE-PLAY

Read the mixed up role-play below and put the conversation in order. For the shop assistant, use odd numbers (1–23) and for the customer use even numbers (2–24).

	Shop Assistant		Customer
	Yes, here's one.		Blue, please.
	Yes, but it's really good quality.		I like that one. How much is it?
	Oh, wait a minute. We do have this one. It has blue stripes.		I'm not sure. Have you got anything lighter?
	Sure. The fitting rooms are just over there.	2	I'm looking for a shirt.
	The cash registers are right over there.		Thanks. You too!
	Blue. OK. And what size are you?		That's a shame.
	Fifty pounds.		Oh. OK. Can I try it on?
1	Good morning. How can I help you?		Fifty pounds! Are you serious?
	I'm sorry but we only have these two tops in blue.		Medium.
	Medium. Right. What about this one?		No, that one's too light.
	OK. What colour are you after?		[10 minutes later]. It looks great! Where do I pay?
	My pleasure. Have a nice day.		Great. Thanks very much.

# EVERYDAY LIFE

## SHOPPING

## WORKSHEET

Write the conversation again below, changing some details, and then practise it with your partner.

C = Customer

SA = Shop assistant

Good morning. How can I help you?

I'm looking for a shirt.