

CELEBRATIONS

It's my party

Teacher's notes

Age: Teenagers/Adults

Level: Intermediate (B1)

Time: 45 minutes



Activity: In this lesson, students will:

1. Talk about parties
2. Play a party game
3. Create party invitations

Language focus: party vocabulary; party situations

Materials: one copy of the worksheet per student; take scissors and dice to class (or cut the question cards in advance yourself)

Procedure

1. Ask students the following questions:

- Do you like parties?
- How many parties do you go to every year?
- What type of parties do you go to?
- When was the last party you went to?

2. Students tell each other in small groups about a great party they went to, where it was, who was there, what they ate and drank, etc. Find out what students consider to be the ingredients of a great party.

3. Hand out copies of the worksheet. In Exercise 1, students rearrange the words in the middle of the page to make a party invitation. Then they read the more formal invitation and notice the difference in the language used.

Key:

1. Would you like to come to my birthday party?
2. The party is on Friday, January 10th / Friday 10th January
3. It starts at 8.30 pm.

4. Introduce Exercise 2, the party game. Divide students into groups of four and tell them to read the instructions. Hand out copies of the game board and cards (you will need one dice, one game board and one set of cards per group). When they're sure they understand, they can start playing the game. Circulate to monitor and offer help where needed.

TEACHING TIP: If you don't have enough dice to go around, why not use an online dice roller?

Nominate one student per group to be in charge of rolling the 'dice', using a website such as: <https://www.random.org/dice/?num=1>.



Key:

Vocabulary:

1. cake
2. fruit
3. hat
4. glass
5. olives
6. present

Party questions:

1. 'Happy Birthday to You'
2. You kiss under the mistletoe
3. A housewarming party is a party you have when you move to a new house or flat. Guests usually bring a gift for the house, e.g. a plant or dishes.
4. To ask for quiet before making a speech or proposing a toast. In the US it also means the guests want the bride and groom to kiss.
5. A Halloween costume, e.g. a long black cape, a ghost's mask, etc.
6. 'Happy New Year!'

Party situations (suggested answers):

1. Can I have a drink, please?
 2. Can I bring a friend to the party?
 3. Thanks for inviting me.
 4. Would you like something to eat?
 5. Hi, my name's Tom.
 6. Would you like to come to my party?
5. In Exercise 3, the class organizes a party. Make a list with the class of the things they need, decide where they're going to have a party and who is going to bring what. They can then write invitations to other students to come to the party.

CELEBRATIONS

It's my party

Worksheet

Do you like parties? How many parties do you go to each year? What do people eat and drink at parties in your country? What are the ingredients of a good party? In this activity we invite you to a special party in English.



Exercise 1: Party invitations

Before you can go to a party, you need an invitation. Put the words below in order to make an informal invitation and write down the correct words.

1. MY TO WOULD PARTY TO YOU BIRTHDAY LIKE COME ?

2. 10TH FRIDAY IS THE PARTY JANUARY ON

3. 8.30 PM AT IT STARTS

You are invited to attend a dinner party on

*Wednesday the 3rd of
June at 8p.m.*

*123 Kings St.
London*

R.S.V.P

What does RSVP mean? First of all, RSVP isn't even English! It's French, and it means *Répondez S'il Vous Plaît*. In English this means 'Answer Please'. If you get an invitation with RSVP on it, then you have to answer it and tell the host if you can go to the party or not!

CELEBRATIONS

It's my party

Exercise 2: The party game

How to play the party game

1. You need a dice, game pieces to move around the playing board and people to play with!
2. Cut out the cards, if this hasn't been already done, and divide them into four categories: party situations, party vocabulary, party questions and party consequences. Place the cards face down in four piles on a table.
3. Take turns throwing the dice and moving around the playing board. Each space you pass on the board is five minutes you spend at the party. Count the number of minutes you spend at the party as you play and make a note of the total.
4. Each space on the board has the symbol of one of the four party categories. When you move to a space on the board, take a card from the corresponding category and do the following:
 - ▲ Party consequences: Follow the instructions on the card
 - * Party vocabulary: Name the object on the card
 - ◆ Party questions: Answer the question on the card
 - Party situations: Follow the instructions on the card
5. You can end the game and leave the party whenever you want. When you leave the party, count the total number of minutes you spent at the party. The person who spent the most time at the party is the winner.

CELEBRATIONS

It's my party

Exercise 3: Party planning

Imagine you are organizing a party for your class. What will you do? Discuss your ideas in small groups.

Remember to ask:

- When will it be?
- Where will you have it?
- What type of party will it be?
- Will there be music or entertainment?
- What food and drink will you serve?

When you have decided the details, write an invitation to the other students. Read the invitations from the other groups. Which party sounds the most fun?

Party Time!

CELEBRATIONS

It's my party

Party game: Game board

The game board is a 10x10 grid. The central cell (row 5, column 5) contains a photograph of a group of people at a party. The photo includes several speech bubbles with the following text:

- Sorry I'm late
- Thanks, I made them myself.
- These cookies are delicious!
- What a great party!
- Thanks.
- Nice to meet you.
- Hi, my name's Tom.
- Would you like a drink?
- Thanks for inviting me.

The other cells in the grid contain various symbols:







- Row 1: Right-pointing triangle (green), Diamond (yellow), Circle (purple), Right-pointing triangle (green), Asterisk (blue), Start (white)
- Row 2: Circle (purple), Photo (center), Diamond (yellow), Circle (purple), Right-pointing triangle (green)
- Row 3: Asterisk (blue), Diamond (yellow), Circle (purple), Asterisk (blue), Right-pointing triangle (green)
- Row 4: Diamond (yellow), Circle (purple), Asterisk (blue), Diamond (yellow), Asterisk (blue)
- Row 5: Right-pointing triangle (green), Photo (center), Asterisk (blue), Diamond (yellow), Asterisk (blue)
- Row 6: Circle (purple), Asterisk (blue), Right-pointing triangle (green), Circle (purple), Diamond (yellow)
- Row 7: Right-pointing triangle (green), Circle (purple), Asterisk (blue), Diamond (yellow), Right-pointing triangle (green)
- Row 8: Right-pointing triangle (green), Asterisk (blue), Diamond (yellow), Circle (purple), Right-pointing triangle (green)
- Row 9: Right-pointing triangle (green), Asterisk (blue), Diamond (yellow), Circle (purple), Right-pointing triangle (green)
- Row 10: Party Poopers! Go back to Start (white), Right-pointing triangle (green), Asterisk (blue), Diamond (yellow), Circle (purple), Right-pointing triangle (green)

CELEBRATIONS

It's my party

Party game: Cards 1

























Print out Cards 1 and Cards 2 double-sided, to make 24 game cards. You will need one set of cards per group.

| | | | |
|---|--|---|---|
| 1 C _ _ _  | 1 What do people sing at a birthday party? Can you sing it? | 1 You arrive early to the party. Miss a turn. | 1 Ask for something to drink at the party. <i>Can I have ... please?</i> |
| 2 F _ _ _ _  | 2 Mistletoe is a plant people sometimes put over a door at a Christmas party. What do you do under the mistletoe? | 2 You forget the host's name. Go back four spaces and deduct 20 minutes from your total. | 2 Ask if you can bring a friend to the party: <i>Can I bring ...?</i> |
| 3 H _ _  | 3 What is a housewarming party? What do people bring to a housewarming party? | 3 You drop a glass on the floor. Go back two spaces. | 3 Thank your host for the party: <i>Look on the board for useful language to help you!</i> |
| 4 G _ _ _ _  | 4 At wedding parties, or receptions, people sometimes tap their glasses with a fork. Why do they do this? | 4 You meet an old friend at the party. Take another turn. | 4 Offer something to eat at the party: <i>Look on the board for useful language to help you!</i> |
| 5 O _ _ _ _ _  | 5 What do people wear to a Halloween party? | 5 You see someone you want to avoid. Move backwards for two turns. | 5 Introduce yourself: <i>Look on the board for useful language to help you!</i> |
| 6 P _ _ _ _ _  | 6 If you are at a party on December 31st at midnight, what do you say? | 6 You are having a great time. Add 30 minutes to your total. | 6 Call and invite someone to your party: <i>Would you like ...?</i> |

CELEBRATIONS

It's my party

Party game: Cards 2

| | | | |
|---|---|--|---|
|  |  |  |  |
|  |  |  |  |
|  |  |  |  |
|  |  |  |  |
|  |  |  |  |
|  |  |  |  |