























They're getting married!

On Friday morning, Max is getting his hair cut and having lunch with his mother.	
After lunch, Max is picking up the rings downtown.	
At 2 p.m., after he comes home from downtown, Max is taking a nap and then having a light dinner.	
On Friday night, Max and his friends are having a stag party for his last night as a single man.	
Max knows he's coming home from the party late so he's sleeping all day on Saturday.	
On Saturday morning, Jeanne is getting a manicure and having lunch with some friends from college.	
After lunch, Jeanne's returning to the beauty shop to get her hair and make-up done.	
Jeanne's meeting her mother and bridesmaids at the church at 5 p.m. on Saturday afternoon to start getting dressed.	
At 6 p.m., Max is coming to the church to start getting dressed for the ceremony.	
The photographer is arriving at the church at 6:30 to start taking pictures of the guests arriving at the ceremony.	
The preacher is arriving at 7:30 p.m.	
Max's family is arriving at the church at 7:30 p.m. too.	
The ceremony is starting at 8 p.m.	
At 8:15 p.m., the happy couple are saying "I do" and Jeanne's mother is crying.	
The wedding party is starting at 9 p.m.	
Max and Jeanne are leaving at midnight on Saturday night for their honeymoon in Mexico.	
They're taking a plane from Miami to Acapulco.	
They're staying at a wonderful hotel called Hotel del Sol.	
They're planning to take long walks on the beach and rest a lot at the hotel.	
They're returning to the U.S. one week later.	

Unit 8C



Teacher's Notes

They're getting married!

Interaction

Team work

Aim

To practice reading and understanding a sequence of events.

Time

15–20 minutes

Skills

Reading

Grammar and functions

The present progressive to express plans for the near future

Vocabulary

Words related to weddings

Preparation

Photocopy and cut apart the 20 sentences. Make sure you have one complete set for each team.

Answers

The sentences are in the correct order on the worksheet.

Procedure

- 1 Prepare the students for the activity. Introduce the topic by asking questions, e.g. *Are you single / married / about to get married? How do people prepare for a wedding ceremony in your country?*
- 2 While talking to the students, pre-teach new vocabulary and write the words on the board.
- 3 Divide the students into teams of twenty.
- 4 Set the scene. Jeanne and Max are getting married on Saturday night. There are lots of things they are going to do in the meantime.
- 5 Pick up a set of sentences, shuffle them and ask students from each team to choose one each and read it silently.
- 6 Allow them a few minutes to read their sentences and clarify any questions about vocabulary.
- 7 Explain what the teams have to do. Their objective is to reconstruct the story in the correct order. To do so, students have to read their sentences, one at a time and line up in the correct order.
- 8 Elicit the language they should use for the activity, e.g. *I think he's first. I think she's second.*
- 9 Set a time limit of ten minutes and ask students to start the activity.
- 10 Move around the room and give help if needed.
- 11 When time is up, ask teams to read their stories aloud to check the correct order.

Option

Ask students to work in groups of five. Give each student in the group four parts of the story. The group has to read the sentences and reconstruct the story.

Additional ideas

Ask students to write a paragraph about their plans for the next week, using the present progressive for future.