














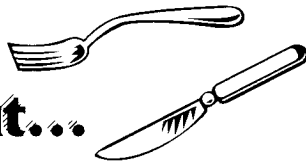


36

Tell your group

a place you visited last year	the last time you danced	the job you wanted to do when you were a child	the last time you visited friends	<b>GO BACK ONE SPACE</b>	someone you liked when you were a child
food you liked when you were a child					the music you listened to ten years ago
food you hated when you were a child					your grandfather's job
<b>GO BACK THREE SPACES</b>			the last time someone cooked a meal for you		the last time you stayed in a hotel
the last time you listened to some music			a subject you liked at school		a game you played when you were a child
the last time you had a meal in a restaurant			<b>GO BACK TWO SPACES</b>		something you watched on television last night
a place you lived when you were a child	something you wanted for your last birthday	the last time you visited a foreign country	a subject you hated at school		<b>GO BACK TWO SPACES</b>

Tell your group about...



the last time you cooked a meal	your first job	where you stayed on your last holiday	your first English lesson	something you hated when you were a child
---------------------------------	----------------	---------------------------------------	---------------------------	---

*Tell your group* Worksheet **36**

**ACTIVITY**

Groupwork: speaking

**AIM**

To play a board game by talking about given topics.

**GRAMMAR AND FUNCTIONS**

Simple past: regular verbs

**VOCABULARY**

General

**PREPARATION**

Make one copy of the worksheet (game board) for every three to five students in the class. Provide dice and counters for each group.

**TIME**

30 minutes

**PROCEDURE**

- 1 Write the following verbs on the board: *cook, play, work, stay, hate, like, watch, listen, visit, want*. Tell the students that they are going to talk about things that happened to them in the past and explain that these are some of the verbs they will need to use.

Elicit the simple past form of the verbs and make sure the students know how to pronounce them correctly. If necessary, ask them to arrange the verbs under the appropriate sound headings: /d/, /id/, /t/.

- 2 Write the first two topics from the game board on the board:

*the last time you cooked a meal*  
*your first job*

and tell the students about your own experiences.

For example:

*I cooked pasta for my family last night. I don't like cooking very much but it was OK.*

*My first job was in France. I worked for an international company. I was a secretary.*

- 3 Now ask the students to work in groups of three to five and tell them that they are going to talk to their group about similar topics.
- 4 Give one game board, some counters and dice to each group.
- 5 Before the students start playing the game, explain how to play, using the instructions below.
- 6 The students are ready to play the game. While they are playing, be on hand to help with any vocabulary and pronunciation problems the students may have. In particular, make sure they are pronouncing the *-ed* verb endings correctly.

**HOW TO PLAY THE GAME**

- 1 Put the game board in the middle of the table.
- 2 All the players put their counters on the square marked START and throw the dice. The first player to throw a six starts the game.
- 3 Player A throws the dice and moves their counter along the board according to the number on the dice.
- 4 Player A then reads the topic on the square the counter has landed on and talks about it for a short time.
- 5 If a player has nothing to say on the topic they have landed on, they are allowed to pass and miss a turn, but they can only do this once in the game.
- 6 The game continues until the first player reaches the square marked FINISH.