














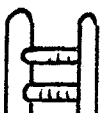


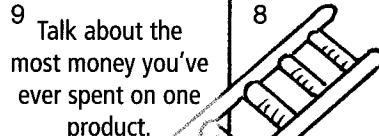






Snakes and ladders

FINISH				
40 Talk about the person you admire the most.	39 	38 Talk about the best party you've ever been to.	37 	36 Talk about the longest car trip you've ever taken.
31 Talk about the best concert you've ever attended.	32 Talk about the most frightening experience you've ever had.	33 	34 	35 
30 Talk about the worst date you've ever been on.	29 	28 Talk about the worst day you can remember.	27 Talk about the most expensive present you've ever given.	26 
21 	22 Talk about the best teacher you've ever had.	23 	24 	25 Talk about the scariest movie you've ever seen.
20 	19 	18 Talk about the best vacation you've ever taken.	17 	16 
11 Talk about the best birthday you've ever had.	12 Talk about the strangest dream you've ever had.	13 	14 	15 
10 	9 Talk about the most money you've ever spent on one product.	8 	7 Talk about the most famous person you've ever met.	6 Talk about the best book you've ever read.
1 Talk about the worst movie you've ever seen.	2 	3 Talk about the most delicious meal you've ever eaten.	4 	5 Talk about the most expensive set of clothes you've ever worn.
START				



Snakes and ladders

Interaction

Group work

Aim

To practice describing experiences in the present perfect.

Time

25–30 minutes

Skills

Speaking

Grammar and functions

Present perfect

Describing experiences

Vocabulary

General

Preparation

Photocopy the board game, one for each group of four students in the class. Bring some dice to class (one per group). Alternatively, you could ask students to write the numbers 1 to 6 on small pieces of paper.

Procedure

- 1 Divide the class into groups of four.
- 2 Ask students to find a game piece to be used in the game. This could be a piece of colored paper with their names, a pen lid or a paper clip.
- 3 Give out the copies of the board game, one to each group of students.
- 4 Tell students that they are going to play a game called *Snakes and Ladders* and explain the rules of the game.
 - Taking turns, students roll the dice and move their game piece to the correct square.
 - The student reads the instructions on that square and describes an experience he / she has had to the students in the group.
 - There are rewards and penalties in this game. A ladder represents rewards; every time a student lands on a ladder he / she can climb it and move forward a certain number of squares. Snakes represent penalties; every time a student lands on a square with a snake's head he / she must go backwards a certain number of squares, to the end of the tail.
 - The winner is the player who reaches the last square first.
- 5 Get students to play the game. Students should roll the dice, one at a time. The student with the highest number starts.

Option

Encourage more interaction between the students. When a student lands on a square that asks him / her to describe an experience, you could have the other students ask at least three questions about the experience. This encourages students to listen to the student describing his / her experience and allows all students to participate more.