

Family chain

by Jackie Holderness & Annie Hughes

Level 3 • Elementary

Age: Primary (6–11)

Language aim: To understand instructions in English; to practise using names of an extended family; to practise describing ages

Time: 30–40 minutes

Student grouping: Individuals, small groups, whole class

Materials: One copy of the worksheet per student (optional); multiple pairs of scissors; large sheets of paper; some pictures or photos of families; colouring pens or pencils; a 'cousins family chain' you have already made (with your cousins' names and ages written on each body) and one ready to make

Language focus: *Brother, sister, uncle, aunt, cousin; How many brothers/sisters/uncle/aunts/cousins have you got? What are their names? How old are they?*

Step 4

When each group has got this information, they have to make a chain as long as the number of cousins, brothers, etc and then write each one's name and age on the corresponding cut-out.

Step 5

When each group has finished, they should stick the chain up in the class for everyone to look at so that each child can find their 'relatives'.

Follow-up activity

Create a class graph to show how many aunts, uncles, brothers, sisters and cousins the whole class has.

Procedure

Step 1

Show the class the pictures of families you've prepared and elicit or introduce the names for members of the family.

Step 2


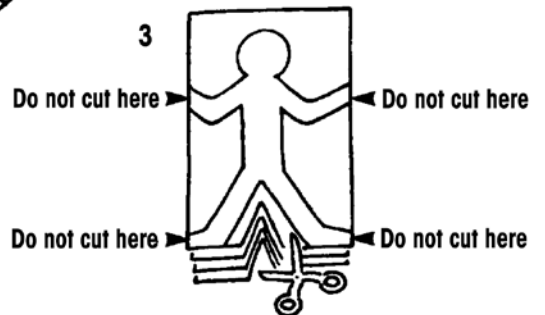

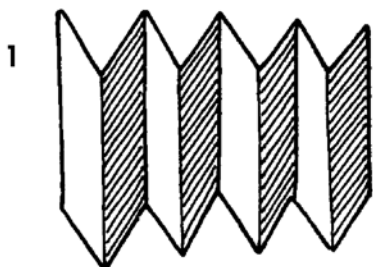
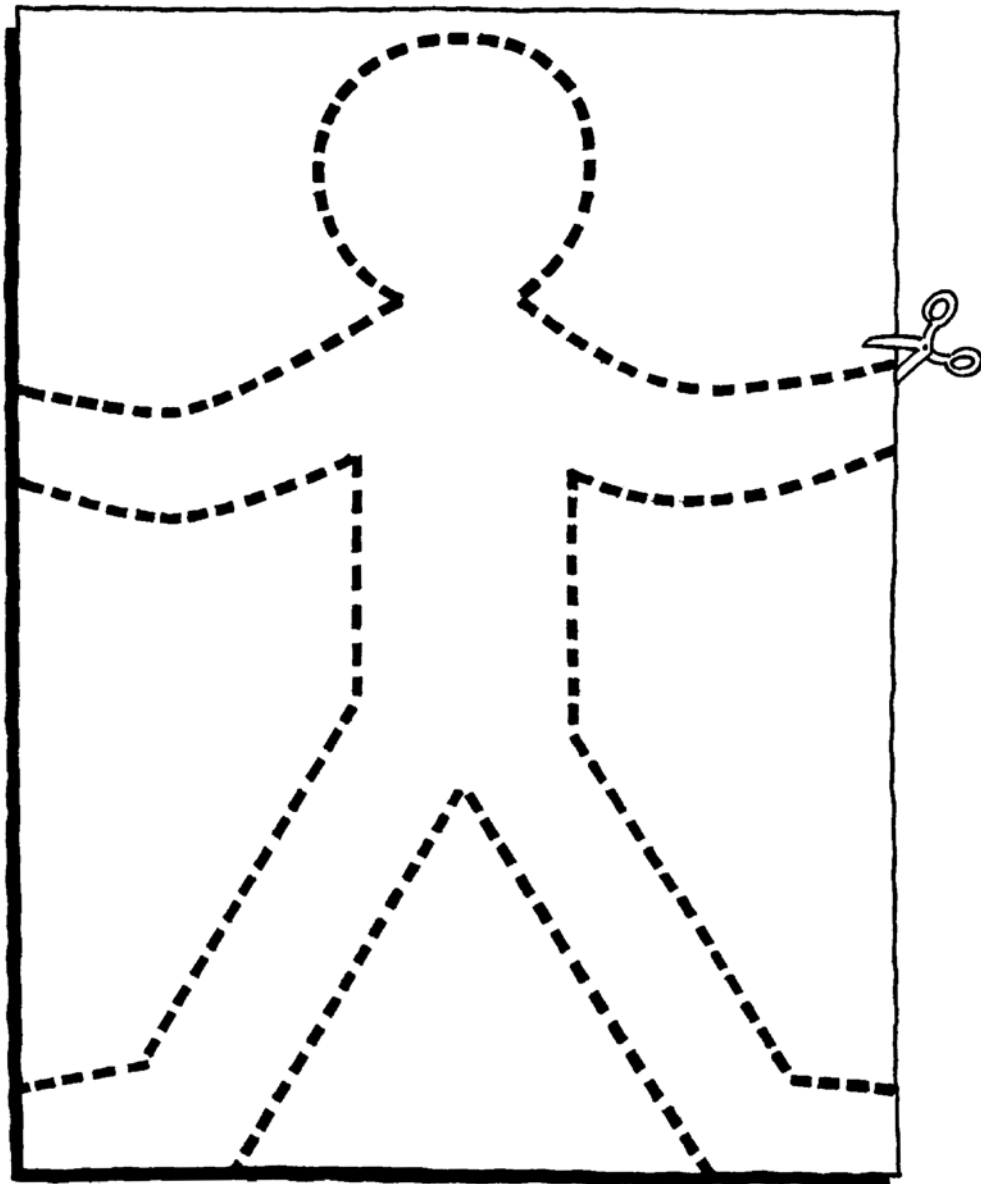
Show the class the 'cousins chain' you have made. Tell the class that they are going to make chains for all the cousins, brothers, sisters, aunts and uncles that the class has. Show the class the family chain you prepared earlier. Then show them how to make a family chain by folding a piece of paper to the width of the model, drawing around the template and cutting out carefully to avoid breaking the chain. You can hand out the worksheet so the children can see the instructions.

Step 3

Split the class into five groups and give each group a label: *cousins, brothers, sisters, aunts or uncles*. Explain that the 'cousins' group must find out how many cousins each child in the class has, how old they are and their names. The 'brothers' group must find out how many brothers each child has and so on.

Family chain

by Jackie Holderness & Annie Hughes



WORKSHEET