

Parts of the body

by Jackie Holderness & Annie Hughes

Level 1 • Starter / Beginner +

Age: Primary (6–11)

Language aims: To use language for parts of the body; to introduce the language of games

Time: 15–25 minutes

Student grouping: Pairs, whole class

Materials: One copy of the worksheet per student; one set of cards cut out to use as a model; multiple pairs of scissors; an envelope for each child to keep their cards in

Language focus: *Arm, hand, face, foot, head, ear, knee, thumb, body; Snap, It's my/your turn, I win!; What is it?*

Step 4

Let the class play in pairs for about five to ten minutes until they have all won at least one game each. When they have finished, make sure they take time to carefully separate the cards out again so that each child has a complete set.

Follow-up activity

Play Body Snap in groups of four or six which makes it fast and exciting. They have to concentrate even more!

Procedure

Step 1

Give a copy of the worksheet to each child and tell them to cut out all the cards.

Step 2

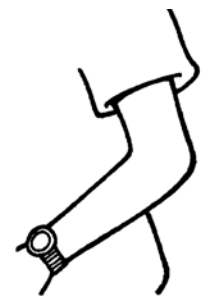

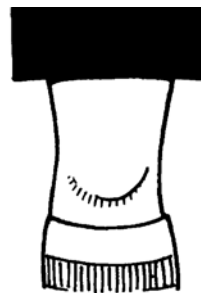

When they have finished, hold up each of your cards one at a time and ask 'What is it?' Elicit 'hand, 'arm' etc. Teach any words that are new.

Step 3

Demonstrate how to play Body Snap in pairs. Use a child to help you model the game. Put your set of cards on the table face down in front of you and the student puts their set of cards face down in front of them. Turn over your first card and put it face up in the middle of the table. As you turn over the card, you say what it is, 'head', 'hand' etc. The student then turns over their first card and places it on top of yours, face up. Carry on placing cards and saying the body parts. If the card being placed on the top of the pile is exactly the same as the previous card, the first of you to shout 'Body snap!' picks up all the cards on the table. If you both say it together, you share the cards. The winner is the player who ends up with all the cards.

Parts of the body

by Jackie Holderness & Annie Hughes



WORKSHEET