

The Well  
by Clare Harris

Chapter Seven

<b>Author:</b> Adrian Tennant
<b>Level:</b> Starter
<b>Age:</b> Teenagers / adults
<b>Time needed:</b> 30-40 minutes (approx)
<b>Preparation:</b> Photocopy of the worksheet for each student.

Lead-in (optional)

- 1 Ask students to look at the three pictures and guess what happens.

Pre-listening

- 1 Ask students to read the three sentences and match each one to a picture.
- 2 Put students in pairs and get them to discuss their answers together.
- 3 Explain that you will play the recording and they will check their answers.

While listening: Exercise 1


- 1 Play the recording.
- 2 Get students to check their answers.
- 3 Check the answers as a class.

**Answer key:**

- 1st picture – c) *What's in your bucket?*  
 2nd picture – a) *The boys run away.*  
 3rd picture – b) *We have some magic oranges!*

While listening: Exercise 2

- 1 Tell the students you will play the recording and you want them to write down six or seven important key words.
- 2 Tell students not to try and write down everything, but just the words they think are really important.
- 3 Play the recording.
- 4 Play the recording again and ask students to check they are happy with their choice of words.
- 5 Put students in pairs and get them to compare their words.
- 6 Next, ask the pairs to try and reconstruct the text from their words – give them five or six minutes to do this.



- 7 Pair the pairs to make groups of four and ask them to compare and improve their texts.
- 8 Make groups of eight and repeat the process.
- 9 Ask a few groups to read out their versions of the text.
- 10 Finally, play the recording a couple of times again (pausing every now and then) and get the students to check their versions against the original.

**Note:** This is a dictogloss. Do not expect your students to get a word for word version of the text – this isn't the idea. What you are looking for is a reasonable summary, or approximation, of the text.

Post listening


- 1 Ask students to look at the words and match the words in the left column with the words in the right column to make collocations.
- 2 Put students in pairs and have them check their ideas.
- 3 Monitor and help where necessary.
- 4 Check the answers as a class.

**Note:** There may be other collocations, i.e. *magic coins*.

**Answer key:**

1. d); 2. a); 3. b); 4. e); 5. c)

Transcript



Chapter Seven

Lia and Jay are carrying the bucket. It is heavy. There are lots of oranges in the bucket. The gold coins are under the oranges.

Jay and Lia meet a gang of boys near the bridge.

'What's in your bucket?' the boys shout.

Boys: 'Ah, oranges! Give them to us!'

---

The small, red dog runs out of the house. He barks at the gang of boys. He barks and he barks.

The friendly woman comes out of the house. The boys run away.

Jay and Lia are at the checkpoint. The soldier looks in the bucket.

Soldier: 'You don't have any magic water.'

Jay: 'No. We have some magic oranges!'

Lia and Jay give the soldier some oranges. The soldier smiles at them.



---

### Worksheet

#### Pre-listening

Match the sentences to the correct picture.

- a) *The boys run away.*
- b) *We have some magic oranges!*
- c) *What's in your bucket?*



#### Exercise 1

Listen and check your answers.

#### Exercise 2

Listen. Write down six or seven important words you hear.

.....

.....

.....

.....

.....

.....

#### Post listening

Match the words on the left with the words on the right.

- |             |           |
|-------------|-----------|
| 1. friendly | a) coins  |
| 2. gold     | b) bucket |
| 3. heavy    | c) dog    |
| 4. magic    | d) woman  |
| 5. red      | e) water  |