


1 Match and write.


- doctor
- car worker
- fisherman
- textile worker
- teacher
- farmer




1. *farmer*




2. _____



3. _____



4. _____



5. _____



6. _____

2 Where do they work? Match the places to the jobs.

a. in a hospital

b. in a textile factory

c. on a farm

d. in a car factory

e. in a school

f. on a boat

3 Write.

1. *The farmer works on a farm.*
2. _____
3. _____
4. _____
5. _____
6. _____



Jobs

Worksheet B






1 Write.

doctor car worker fisher
 morn
 textile work
 teacher farmer



1. doctor / in a hospital
2. _____ / _____
3. _____ / _____
4. _____ / _____
5. _____ / _____
6. _____ / _____

2 Read and write.

| Job | What do they do? |
|---------------------------------------------------------------------------------------------|-----------------------------------------------------------------------------------------------------|
|  doctors | 1. They look after people. They work with sick people in hospitals. |
|  | 2. They teach English, maths and science. They work with students in schools or universities. |
|  | 3. They make clothes. They work in textile factories. |
| | 4. They make cars. They work in car factories. |
|  | 5. They catch fish. They go fishing on boats at sea. |
|  | 6. They grow vegetables and have got animals on their farms. They get up very early in the morning. |

3 Write.

- a. Doctors work in hospitals. They look after people.
- b. _____
- c. _____
- d. _____
- e. _____
- f. _____



PEOPLE AND THE ECONOMY

Worksheets A and B

Aim

- To learn about different jobs.

Materials

- Flashcards of jobs or photos from magazines.
- Worksheets A and B.

Duration

30 minutes for each worksheet.

Language focus

- Present simple.
- Singular and plural nouns.
- Prepositions of place.

Cross-curricular content

- Jobs.

Worksheet A

Warm up

- Show the children five or six pictures of different jobs. Try to include some of the jobs on the worksheet. Go through the jobs with the class and encourage them to repeat the words. Put the pictures up on the board and go through the words again. Then remove one of the pictures from the board. Point at the pictures one by one and get the children to say the words, including the missing job. Follow the same procedure with the rest of the pictures. In the end there will be no pictures left on the board. How many children can remember all the jobs?

Completing the Worksheet

Activity 1

- Write the jobs in Activity 1 on the board and see how many the children know. Use simple explanations in L1 or L2 to explain the different jobs. Talk about where they work (use the language in Activity 2), eg, *Fishermen work on boats at sea. They catch fish. Textile workers work in textile factories. They make clothes.*
- Ask the children to match the words to the pictures and write the words.

Answers: 1-farmer; 2-teacher; 3-textile worker; 4-fisherman; 5-car worker; 6-doctor

Extra activity

Mime one of the jobs. Encourage the children to guess what it is. Invite some children to mime a job for the class to guess. The children can then continue in small groups.

Activity 2

- Go through the jobs in Activity 1 and elicit the places where the people work. Do an example about you first: *I am a teacher. I work in a school.* Highlight *Teacher; school.* Continue with the other jobs: *What about the farmer? Where does the farmer work? On a farm. Farmer; farm. Where does the doctor work? In a hospital. Doctor; hospital.* etc.
- Ask the children to read the places and match them to the jobs in Activity 1 by writing the correct number under each one.
- The children compare their answers in pairs or small groups.
- Check the answers with the whole class.

Answers: a-6; b-3; c-1; d-5; e-2; f-4

Extra activity

Say a job and encourage the children to say where they work, eg, Teacher: *Doctor.* Class: *In a hospital.* Teacher: *Car worker.* Class: *In a car factory.* The children can then continue in small groups.

Activity 3

- Write two columns on the board and label them *Who* and *Where*. Point to yourself and say *I'm a teacher – I work in a school.* Write *doctor* and *car worker* on the board and ask the children where they work. Follow the same procedure for the other jobs.
- Elicit complete sentences from the children, eg, *The teacher works in a school. The doctor works in a hospital. The car worker works in a car factory.*
- Ask the children to write the sentences in Activity 3.

Answers: 1. The farmer works on a farm. 2. The teacher works in a school. 3. The textile worker works in a textile factory. 4. The fisherman works on a boat. 5. The car worker works in a car factory. 6. The doctor works in a hospital.

Extra activities

- 1 Say a job and encourage the children to make a complete sentence about where the person works, eg, Teacher: *doctor*. Class: *The doctor works in a hospital*. Teacher: *car worker*. Class: *The car worker works in a car factory*. The children continue in small groups.
- 2 The children choose a job they'd like to do in the future and draw a picture in their notebook. They write one sentence about their job.

Worksheet B

Warm up (optional)

- Describe some of the jobs in Worksheet A. Encourage the children to guess the job, eg, Teacher: *I work on a farm*. Class: *Farmer*. Teacher: *I work on a boat at sea*. Class: *Fisherman*.
- The children can continue in small groups or pairs.

Completing Worksheet B

Activity 1

- Write *farmer, teacher, textile worker, fisherman, car worker* and *doctor* on the board. See if the class can say where they all work. If they don't remember, remind them and start again.
- Ask the children to do Activity 1. They separate the words, write the jobs and then write where each one works.

Answers: 1. doctor – in a hospital; 2. car worker – in a car factory; 3. fisherman – on a boat; 4. textile worker – in a textile factory; 5. teacher – in a school; 6. farmer – on a farm

Extra activity

Invisible writing. 'Write' one of the jobs on the board with your finger. Do it slowly and encourage the children to call out the job you are 'writing'. The children can then continue in small groups. They can write the jobs on their desks with their fingers.

Activity 2

- Write the plural form of the six jobs on the board (draw attention to the irregular

fishermen). Describe one of them and encourage the children to say which job you are talking about. Don't mention the place where they work but try to use the words in Activity 2, making sure the children understand everything: Teacher: *You see this person when you are sick. They usually wear white clothes*. Class: *Doctors*. Teacher: *They grow vegetables. They have got cows and pigs and other animals. They get up very early in the morning*. Class: *Farmers*.

- Ask the children to do Activity 2.

Answers: 1-doctors; 2-teachers; 3-textile workers; 4-car workers; 5-fishermen; 6-farmers

Extra activity

Draw an object related to one of the jobs and encourage the children to call out the job, eg, books, school (teacher); cow, pig, cereal (farmer). Continue with the other jobs. Invite some of the children to draw pictures related to the jobs on the board.

Activity 3

- Tell the children what your job is, where you work and what you do, eg, *I am a teacher. I work in a school. I teach*. Highlight *teacher, school*, and *teach*. Draw a table on the board with three columns and label them *Who*, *Where* and *What*. Write jobs in the first column and elicit the workplace and what they do to complete the table, eg:

| Who | Where | What |
|-----------------|----------------------|-------------------|
| teachers | in schools | teach |
| doctors | in hospitals | look after people |
| textile workers | in textile factories | make clothes |

- Elicit sentences from the children using the information in the table, eg, *Teachers work in schools. They teach. Doctors work in hospitals. They look after people*.
- Write under the table: _____ work _____. They _____. This provides a model to help the children to complete Activity 3.
- Ask the children to write sentences following this model.

Answers: a. Doctors work in hospitals. They look after people. b. Teachers work in schools or

universities. They teach. c. Textile workers work in textile factories. They make clothes. d. Car workers work in car factories. They make cars. e. Fishermen work on boats at sea. They catch fish. f. Farmers work on farms. They grow vegetables and have got animals.

Extension activity

Ask the children to look at the six jobs in Activity 2 and point out that they are divided into three groups of two. Ask them why the jobs go together. Elicit their ideas. They can say the jobs in L2 and explain why they belong to the different groups in L1. Elicit the three groups you are interested in by asking them some questions, eg, *Which two jobs take things from the earth or the sea? Farmer and fisherman.* Explain that there are two jobs which make or change (manufacture) things. *Which two jobs are these? Textile worker and car worker.* Elicit the two remaining jobs: doctor and teacher. Explain that there are three main economic sectors: the primary sector, the secondary sector and the service sector. The jobs that take things from the earth belong to the primary sector. The jobs which make or change things belong to the secondary sector. The jobs which offer a service (like teaching or medical care) belong to the service sector. Elicit other jobs for the different sectors. The children can then draw a table in their notebooks and draw pictures of the different jobs:

| | | |
|------------------|---------------------------------------|------------------------------|
| primary sector | take things from the earth or the sea | farmer fisherman |
| secondary sector | make or change things | car worker textile worker |
| service sector | services | teacher doctor |