

Exercise 1

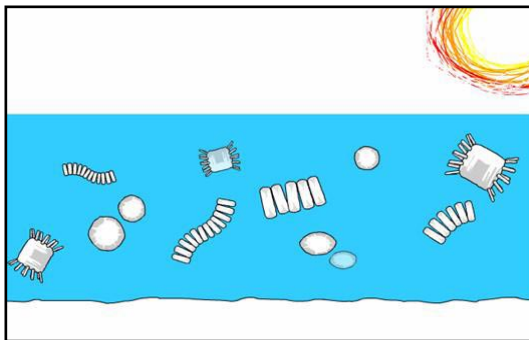
Watch the animation and answer the questions.

Oil and gas originally come from tiny plants and animals.

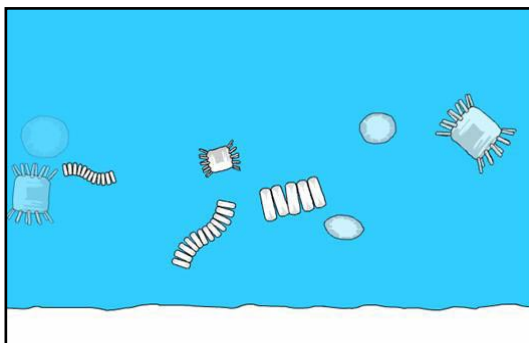
1. Where did they live?
2. How did they get energy?
3. What happened to them when they died?
4. How were their bodies turned into oil and gas?

Exercise 2

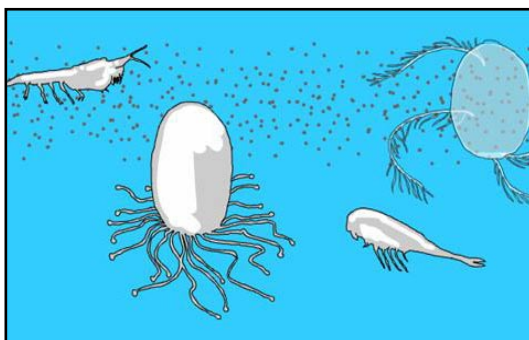
Talk about the pictures using the prompts.




millions
years
sun
shine
plants
sea




absorb
sunlight
grow



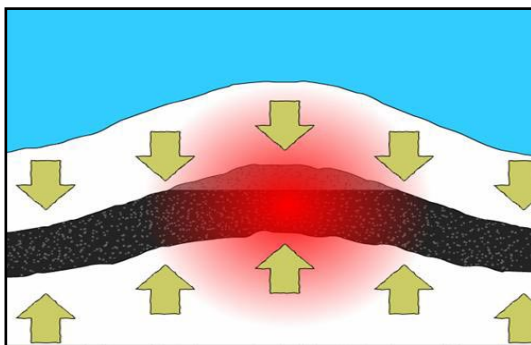
provide
food
creatures
swim
water



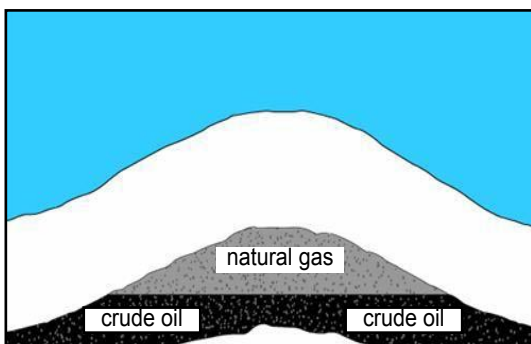
eventually
die
bodies
fall
ocean floor



cover
sand
mud



pressure
temperature
build up
two million years



bodies
turn into
crude oil
natural gas

Exercise 3

Complete the gaps.

Over millions of years the sun _____ (1) on tiny plants in the sea. These plants _____ (2) the sunlight and grew, providing food for tiny creatures that swam in the water. Eventually, the plants and the creatures _____ (3) and their bodies _____ (4) to the ocean floor, where they were covered by sand and mud. Pressure and temperature _____ (5) up over two million years and gradually _____ (6) the bodies into a liquid called crude oil and a gas called natural gas. Today the oil and gas are important sources of energy in our lives

Objectives

Science

Students learn how oil and gas were formed when the bodies of tiny plants and creatures in the sea were covered by sand and mud and subjected to increasing pressure and temperature over two million years.

Language

Skills: Speaking, listening, reading and writing

Grammar: Past simple tense

Vocabulary: Nouns: *energy, bodies, creatures, sand, mud, pressure, temperature, crude oil, natural gas, source*

Verbs: *shine, absorb, provide, cover, build up, turn into*

Activities

Activities	Language skills
Students try to answer some questions about the origins of oil and gas	Speaking; vocabulary; past simple tense
They watch the animation and answer the questions	Listening; reading; vocabulary; past simple tense
They talk in a group and discuss their answers	Speaking; vocabulary; past simple tense
They talk about a picture sequence	Speaking; vocabulary; past simple tense
They do a gap-filling activity	Reading; writing; vocabulary; past simple tense
(Groups only:) They give an oral commentary on the animation	Speaking; vocabulary; past simple tense

Procedure

With the whole class

(Typical situation: whole class watching the presentation and animation on an interactive whiteboard or projector.)

- 1 [Slide 1] Introduce the topic and some key vocabulary (see above). Tell students to look at the questions in exercise 1 on the worksheet and discuss them in pairs. Do not give students the correct answers at this point.
- 2 [Slides 2 and 3] Play the animation. Tell the students to watch and listen specifically for the answers to the questions in exercise 1 on the worksheet. (They can make notes if they wish.)
- 3 [Slide 4] Students discuss their answers to exercise 1 on the worksheet in groups. Monitor and help. When students have finished, check answers with the whole class. (See answer key.)

HOW OIL AND GAS WERE FORMED

- 4 Then ask the students to work in groups and do exercise 2 on the worksheet: they describe the process shown in the pictures using the prompts. Monitor and help. Students can check their answers using the suggested sentences in the answer key.
- 5 Grammar focus (optional – see below).
- 6 Tell students not to look at exercise 2 while they do the next exercise. They work individually and do exercise 3 on the worksheet: they complete the gaps. Students check their answers in pairs. Briefly go through the answers with the whole class. (See answer key.)

With groups (one group studies oil and gas and then presents it to the class)

(Typical situation: students arranged in groups around computers eg, in a language lab)

- 1 [Slide 1] Students work in their group and look at the questions in exercise 1 on the worksheet. They try to answer them.
- 1 [Slides 2 and 3] Students play the animation, watching and listening specifically for the answers to the questions in exercise 1 on the worksheet. (They can make notes if they wish.)
- 1 [Slide 4] They discuss the correct answers in their group, and then check using the answer key.
- 1 Then students do exercise 2 on the worksheet in their group: they describe the process shown in the pictures using the prompts. Students can check their answers using the suggested sentences in the answer key.
- 1 Grammar focus (optional – see below).
- 1 Tell students not to look at exercise 2 while they do the next exercise. They work individually and do exercise 3 on the worksheet: they complete the gaps. Students check their answers in pairs and then use the answer key.
- 1 [Slide 5] The group gets ready to give an oral commentary on the animation. They may like to rehearse once or twice. Play the animation without sound; students give the commentary.

Grammar focus (optional): past simple tense

1. Remind students that the past simple tense is used to talk about events that happened in the past.
2. Write the structure of the regular past simple tense on the board (verb + *ed*) and remind students that many verbs have irregular past simple forms. Write the verbs *shine*, *fall*, *build* on the board, and ask students to tell you what their irregular past simple forms are.
3. If you wish, give students further grammar exercises practising the past simple tense.

How oil and gas were formed Worksheet answer key**Exercise 1**

Suggested answers:

1. In the sea.
2. The plants got energy from the sun; the animals got energy from eating the plants.
3. Their bodies fell to the ocean floor and they were covered by sand and mud.
4. Pressure and temperature built up over two million years, and turned their bodies into crude oil and natural gas.

Exercise 2

Suggested answers:

1. Over millions of years the sun shone on plants in the sea.
2. They absorbed the sunlight and grew.
3. They provided food for creatures that swam in the water.
4. Eventually they died and their bodies fell to the ocean floor.
5. They were covered by sand and mud.
6. Pressure and temperature built up over two million years.
7. Their bodies turned into crude oil and natural gas.

Exercise 3

1. shone
2. absorbed
3. died
4. fell
5. built
6. turned