


Geography - Human habitats

1 Read. Then match the children to the pictures.


1 Hello! My name is Uer. I'm from Mongolia. My family are nomads. We live in a ger. It's a type of tent.



2 I'm Sulu from Greenland. My family have a hotel. The hotel is an igloo made of ice.




3 My name's Chen. I'm from Shanghai in China. We live a flat. Our building is very tall.



4 Hello! My name's María. I live in Chile. We live on the beach. Our house is on stilts.



5 I'm Sharon. I'm from Canada. We live on a horse farm.



2 Read and write the correct numbers.

Find a house for people who...

... live in very cold places. D

... live in very big cities.

... don't live in the same place all year.

... live in the countryside.

... live near the water.

Subject: Geography

Human habitats

Objective: Human habitats

Vocabulary: *igloo, ger, skyscraper, farmhouse*

Introduction

Explain to the class that by observing things like the style of house people live in we can get a lot of information about the places where people live. Human habitats reflect the conditions of the environment. These conditions might be natural, for example sloping roofs where it rains a lot, or artificial as in the case of high-rise flats in a city because of the shortage of land.

Warm up

- Ask the pupils to describe the houses or flats that they live in.
- Ask them to think about the characteristics of their homes and why they are like this. For example, if they live in a big city they probably live in a flat because a lot of people have to live in one area.
- Ask the pupils to think about what houses might be like in different places. For example, where it is very cold or hot, where it rains or snows heavily, where there is plenty of land or where land is scarce.

Activity 1

- Pupils read the texts and match them to the pictures.

Answer key 1-C; 2-D; 3-A; 4-E; 5-B

Activity 2

- Pupils read the sentences and find a house to suit the conditions.

Answer key 1-D; 2-A; 3-C; 4-B; 5-E

Project ideas

- Ask pupils to find pictures of different types of houses.
- Attach a world map to the wall and tell the pupils to place the pictures of the houses around the world map and connect the houses to the places in the world with lines.
- Pupils can also write a short piece of text describing their houses and the environmental conditions.