


Festivals - Carnival

★ 1 Match the sentences and the pictures.

Carnival fun



We dance. We wear masks. We clap. We sing.

2 Learn the carnival rhyme.



We all sing!
We all sing!
We all sing at carnival!

We all dance!
We all dance!
We all dance at carnival!




3 Write a new verse.

We all _____ .
We _____ .
_____ .


Festivals - Carnival characters

1 Match the names to the characters.



- 1 Captain Hook
- 2 Robin Hood
- 3 Snow Queen
- 4 Puss in Boots
- 5 Snow White
- 6 Peter Pan
- 7 Scheherazade
- 8 Tiger Lily

2 Choose, draw and describe your carnival costume.



I'm _____.

I'm wearing _____.

and _____.

Subject: Festivals

Carnival

Introduction

Carnival is celebrated all over the world at the start of Lent, 40 days before Easter. However, London has a carnival at the end of August. This carnival is a West Indian tradition that was brought to London by West Indian communities and has been celebrated since the 1950s. There are processions on the streets with large, highly decorated floats carrying steel bands and dancers.

Worksheet A

Activity 1

- Read the phrases out loud. Check understanding.
 - Pupils match phrases to pictures.
- Answers: 1-We sing; 2-We dance; 3-We wear masks; 4-We clap

Activity 2

- Read the rhyme out loud. Read the text again marking the rhythm and adding a clap at the end of each line.
- Read the rhyme, pupils join in and clap.
- Ask for volunteers to read the rhyme and clap.

Activity 3

- Put the class into groups. Each group writes a new verse using the phrases from activity 1 and the pattern from activity 2.
- Pupils recite their verses as before with claps.

Carnival characters – Worksheet B

Activity 1

- Pupils match the pictures to the names.
- Point to the pictures and ask pupils to identify the characters.

Answers: 1-d; 2-b; 3-a; 4-c; 5-f; 6-h; 7-g; 8-e

Activity 2

- Pupils can choose one of the characters from Activity 1 or another one of their choice.
- They then draw their costume.
- Finally, they write descriptions of their costumes. Ask for volunteers to read their descriptions out loud.

Class activities

- Groups invent simple dance steps to go with the Carnival rhyme. They then perform their dances for the rest of the class.
- Collect objects that could be used for percussion. Mark a rhythm and pupils copy. Let pupils invent rhythms.