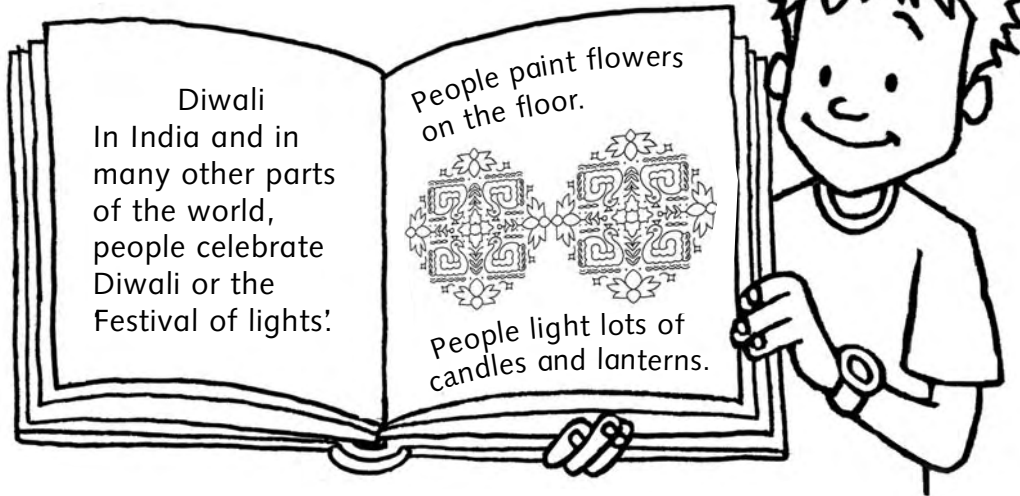


Festivals - Diwali








1 Copy and colour the Diwali design.








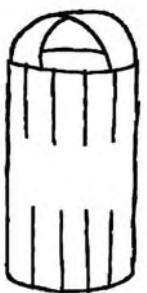
2 Make a Diwali lantern.

You need:

-  paper
-  scissors
-  coloured pencils
-  sticky tape
-  strip of paper

Instructions:

- 1 Colour your sheet of paper. 
- 2 Fold the paper in half. 
- 3 Cut strips. 
- 4 Open the fold and tape the sides. 
- 5 Make a handle. 



Subject: Festivals

Diwali

Diwali is a Hindu festival that marks the start of the New Year. It is also known as the 'festival of the lights' because small lights are placed around the house, the garden and on the rooftops. Pavements and yards are decorated with special floor patterns called rangolis.

Activity 1

- Read the introductory text out loud. If possible show pupils India on a map.
- Pupils copy the Diwali floor pattern and complete the symmetrical pattern.
- Ask them to describe the shapes and colours in their pattern.

Activity 2

- Hand out materials and read the instructions out loud.
- Pupils follow the instructions and make their own lantern.
- Decorate the classroom with the lanterns.

Class activity

- Get pupils to draw Diwali floor patterns in the playground with chalk.