

Festivals - Summer Solstice



1 Complete the text.

short sunny hot summer ~~long~~


On the 21st of June the day is very long and the night is very _____. The weather is usually _____ and _____. It is the start of _____.

2 Match the sentences halves.

People celebrate the summer solstice in lots of different ways.


1	They make	herbs.
2	They jump	fireworks.
3	They collect	a big fire.
4	They burn	a tree trunk
5	They watch	around a fire.
6	They dance	over a fire.

3 Number the pictures.



Festivals - Summer Solstice Colouring in


1 Colour the summer solstice picture.



- Key**
- 1 = black
 - 2 = red
 - 3 = blue
 - 4 = yellow
 - 5 = green
 - 6 = orange
 - 7 = purple

2 Write the words you can see in the picture.

3 Draw and describe your summer solstice celebration.



On June 21st I _____ and I _____.

I don't _____.

Subject: *Festivals*

Summer solstice

Introduction

The summer solstice is celebrated all over Europe. If possible, bring pictures of Stonehenge to show the class. It is thought that summer solstice celebrations were held there as the stones have a special alignment towards the rising sun. Many people visit Stonehenge on the 21st June to watch the sun rising.

Worksheet A

Activity 1

- Read Eddie's speech bubble out loud. Ask if there are any fiestas near the 21st June.
- Read the text out loud stopping at the first gap. Pupils provide the missing word. Continue with the rest of the text.

Answers: long, short, hot, sunny, summer

Activity 2

- Pupils match the sentence halves.
- Ask pupils to read the sentences out loud.

Answers: 1-They make a big fire; 2-They jump over a fire; 3-They collect herbs; 4-They burn a tree trunk; 5-They watch fireworks; 6-They dance around a fire

Activity 3

- Pupils number the pictures according to the sentences in activity 2.

Answers: a-2; b-5; c-4; d-1; e-6; f-3

Summer solstice colouring in – Worksheet B

Activity 1

- Pupils follow the colour key and colour in the picture. Words related to summer appear in the illustration.

Activity 2

- Ask pupils to read the words they see out loud.
- They then write them on the lines.

Answers: summer, holiday, sunny, picnic, fire, hot

Activity 3

- Ask *What do you do for the summer solstice?*
- Pupils draw and describe their activities.
- Ask volunteers to read their sentences out loud.

Class activities

- Pupils decorate the classroom with pictures of summer solstice celebrations.
- They find out about local celebrations around the time of the summer solstice.