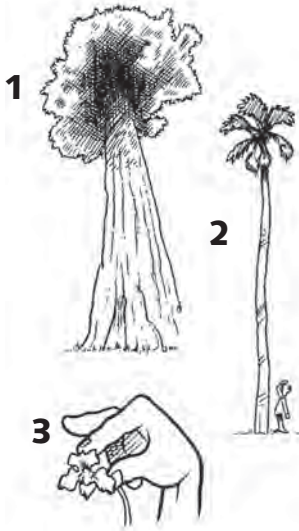


Science - Trees

1 Match the sentences to the pictures.



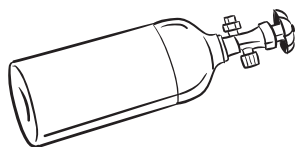
- The smallest leaf is duckweed.
- The oldest tree is the Bristlecone Pine.
- The tallest tree is a sequoia.
- The smallest seed is from an orchid flower.
- The smelliest flower is from Malaysia
- The biggest seed is a coconut.
- The biggest leaf is a palm leaf.



2 Find and circle 5 more things we get from trees.

o	o	x	y	g	e	n	e
t	l	w	c	f	e	s	p
a	d	o	o	t	b	v	a
c	b	o	s	a	r	i	p
m	e	d	i	c	i	n	e
g	a	i	l	e	c	x	r
s	r	u	b	b	e	r	a
b	o	v	f	r	u	i	t

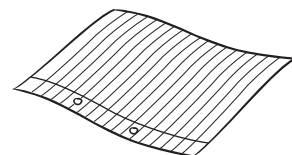
Use the words to label the pictures.



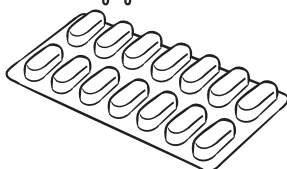
1 oxygen



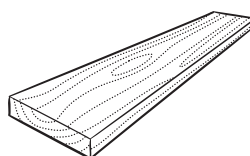
2 _____



3 _____



4 _____



5 _____



6 _____

Subject: Science

Trees

Objective: Trees

Vocabulary: oxygen, paper, medicine, wood, rubber, fruit

Introduction

The oldest living beings are trees. Some trees are thousands of years old. Trees are essential for life on earth. They absorb carbon dioxide and release oxygen, they provide food for animals and humans, they contain substances which we use in industry like rubber, and they contain substances which we need for making medicines.

Warm up

- Ask the pupils if they know the names of any trees in L1. Use a dictionary to translate the names and write them on the board.
- Explain that although all trees share common characteristics there are many different kinds of trees just as there are many different kinds of animals.

Activity 1

- Pupils read the sentences and match them to the pictures.
- Correct the activity by asking volunteers to read the sentences out loud and call out the number of the picture.

Answer key 1-The tallest tree is a sequoia; 2-The biggest seed is a coconut; 3-The smallest seed is from an orchid flower; 4-The smallest leaf is duckweed; 5-The oldest tree is the Bristlecone Pine; 6-The smelliest flower is from Malaysia; 7-The biggest leaf is a palm leaf

Activity 2

- Before the pupils do the word search ask them if they can name some of the things we get from trees and write the words on the board.
- Pupils do the word search.
- Pupils use the words to label the pictures.

Answer key 1-oxygen; 2-rubber; 3-paper; 4-medicine; 5-wood; 6-fruit

Project ideas

- Make a wall chart using a world map to position the world's most important forests. Pupils research and write information about the rainforests, deciduous forests and pine forests.
- Pupils find out information and look for pictures of a local forest. They should say how the forest is exploited and mention any of the dangers to the forest.