


# Geography - Weather and clothes

1 Classify the clothes.



jumper



cap



hat



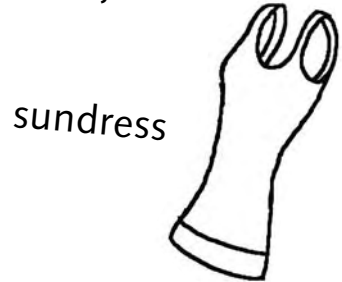
T-shirt



gloves



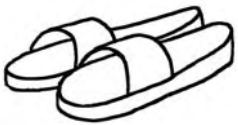
scarf



sundress



boots



sandals



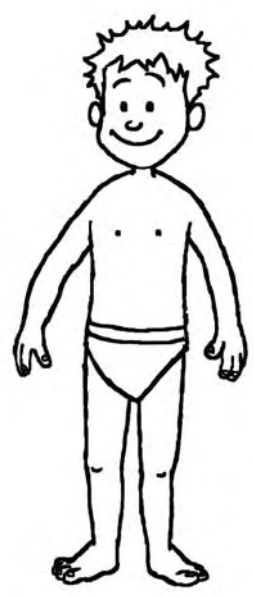
shorts

hot weather	cold weather
T-shirt	

2 Read and complete. Draw the clothes.

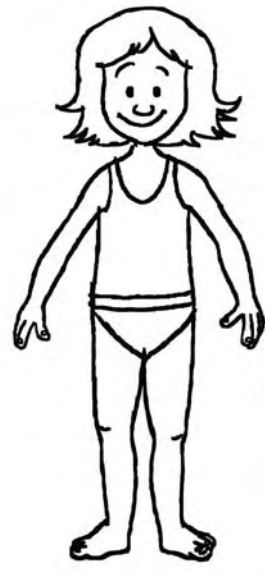
It's cold today. I'm wearing \_\_\_\_\_.

I'm not wearing \_\_\_\_\_.



It's hot today. I'm \_\_\_\_\_.

I'm not \_\_\_\_\_.



## Subject: Geography

### Weather and clothes

**Objective:** recognising the importance of the weather to the clothes we wear

**Vocabulary:** *T-shirt, scarf, gloves, sandals, hat, cap, jumper, shorts, boots, sundress*

#### Introduction

Remind pupils that the weather affects many aspects of our life from the type of buildings we live in to the food we eat and the clothes we wear.

#### Warm up

- Ask *What's the weather like today?*
- Ask questions about the clothes the pupils are wearing, for example, *Who's wearing a jumper today?* Include questions about inappropriate clothes for the weather conditions, for example, *Who's wearing a sundress?*

#### Activity 1

- Pupils categorise the clothes according to the type of weather.

**Answers:** (hot weather) T-shirt, sandals, cap, shorts, sundress; (cold weather) scarf, gloves, hat, jumper, boots.

#### Activity 2

- Ask a pupil to read the first part of the first speech bubble out loud, i.e. *It's cold today.*
- Pupils suggest appropriate clothing, for example, *a scarf.*
- Pupils complete the speech bubbles with clothes of their choice that are appropriate for the weather.
- Ask pupils to read their sentences out loud.
- They then draw the clothes.

#### Project ideas

- Investigate the clothing worn in parts of the world with extreme weather conditions (deserts, arctic circle, jungles).
- Show pictures of children wearing different types of clothes. Pupils guess the weather conditions.