

Literature - Poetry appreciation


1 Complete the sentences with rhyming words. ★

Draw the pet.

hat sun six knee ~~cat~~

My pet


My pet is a magic  cat.


With a green and yellow  _____.

It can do some special tricks


And it can count up to 6 _____.

It can swim and it can run.

It can jump up to the  _____.


It can sit on my left  _____.

And it can sing a song for me.



2 Make a shape poem. Complete the sentences.

a snake. dangerous.
red and yellow. but it can't run.



My pet is _____.

It's green, _____.

It isn't _____.

It can wriggle, _____.

Subject: Literature

Poetry appreciation

Objective: recognising the structure of a simple poem

Vocabulary: pets, actions, colours, *favourite*

Introduction

Pupils will have been working on identifying and using rhyming words in their own language since the start of Primary. In English, they already know some rhyming words which can be put together to form simple poems.

Warm up

- Identify simple rhyming families with the class.
- Write *pen* on the board. Ask pupils to think of a rhyming word.
- Repeat with *knee*, *cat*, *sun*, etc.

Activity 1

- Read the first line of the poem out loud stopping before *cat*. Pupils supply the missing word.

- Continue with the rest of the poem.
- Ask for volunteers to read the whole poem out loud. Pay close attention to rhythm and intonation.

Answers: cat; hat; six; sun; knee

Activity 2

- Explain that poems do not always end in rhyming words. Some poems follow the shape of an object.
- Point to the outline of the snake and ask *What's this poem about?*
- Pupils complete the shape poem.
- Ask for volunteers to read the poem out loud.

Answers: a snake; red and yellow; dangerous; but it can't run

Project ideas

- Pupils write pairs of rhyming words on card. They cut the cards in two with a word on each half. Using several pairs of cards, pupils play 'Concentration' (a memory game).