

# Natural Sciences - Marine food chains

## 1 Label the pictures.

shrimp    shark    swordfish    plankton


1 PLANKTON




2 -----



4 -----



3 -----




## 2 Read and colour the picture.

Plankton is a producer. It makes its food from sunlight.

Shrimps are primary consumers. They eat plants.

Sharks are secondary consumers. They eat other animals.

producer: green    primary consumer: yellow    secondary consumer: red



## Subject: Natural Sciences

### Marine food chains

**Objective:** Marine food chains

**Vocabulary:** *plankton, shrimp, swordfish, shark, producer, primary consumer, secondary consumer*

#### Introduction

Pupils will have studied the food chains in a land environment. Specifically, they will have studied the role of plants and trees as producers of energy and will be familiar with the concept that an eco-system cannot survive without plants to transfer sunlight into consumable energy.

#### Warm up

- Remind pupils of food chains by reproducing the food chain of a typical land environment. Ask: *What do foxes eat?* SS: *Rabbits*. T: *What do rabbits eat?* SS: *Grass*.
- Write *fox, rabbit, grass* on the board and connect them with arrows.
- Repeat with other food chains, for example: *snakes>mice>seeds / lion>giraffe>leaves*

#### Activity 1

- Explain to the class that food chains exist in marine environments.
- Pupils label the pictures.

- Ask questions about the food chain: *What does the shark eat?* etc.

**Answer key** 1-plankton; 2-shrimp; 3-swordfish; 4-shark

#### Activity 2

- Ask pupils to compare the land food chains to the sea food chains.
- Read the first sentence of activity 2 out loud. Ask: *Is plankton like a fox or like a plant?*
- Continue with the other sentences. Help pupils to equate herbivores with primary consumers and carnivores with secondary consumers.
- Ask pupils to identify the sea creatures in the illustration.
- Ask: *Is (a seahorse) a primary consumer or a secondary consumer?* etc.
- Pupils colour in the picture.

#### Project ideas

- Pupils use magazine cutouts to make a collage showing different marine food chains.
- Set up a fish tank in the classroom. Ensure that there are aquatic plants growing in the tank. Add a few small fish (primary consumers only). Encourage pupils to look after the fish, feed them and clean out the tank periodically.