


# Literature - The story of the Trojan wars

## 1 Read the text and label the characters.

Paris Priam Zeus Melaneus Dardanus Helen




Zeus was the chief of the Greek Gods. Zeus's son was called Dardanus. Dardanus's son was Priam. He was the King of Troy. Paris was Priam's son. Paris was in love with Helen but she was married to Melaneus. Paris and Helen travelled to Troy. Melaneus was very angry. That was the beginning of the Trojan wars.

## 2 Use the sentences to write the story.

### The Story of Achilles



1 \_\_\_\_\_  
\_\_\_\_\_



2 \_\_\_\_\_  
\_\_\_\_\_


- "Achilles is dead!"
- Achilles was strong and brave.
- "You are going to be immortal".
- He was a soldier in the Trojan wars.
- Achilles' mother was a sea nymph.



3 \_\_\_\_\_  
\_\_\_\_\_



4 \_\_\_\_\_  
\_\_\_\_\_



5 \_\_\_\_\_  
\_\_\_\_\_

## Subject: Literature

### The story of the Trojan wars

**Objective:** The story of the Trojan wars

**Vocabulary:** *mother, father, son, daughter, brother, sister, husband, wife*

#### Introduction

Ask the pupils if they know anything about the Trojan wars. Explain that there is a famous story, which mixes some fact and a lot of legend. Ask them if they know of any of the characters, such as *Achilles, Helen* or *Paris*. Show the pupils a map of the Mediterranean and point to the north western coast of Turkey, which is where it is believed the city of Troy was situated.

#### Warm up

- Write the following words on the board: *mother, father, son, daughter, brother, sister, husband, wife*. Ask the pupils to say what these words all refer to (members of a family).
- Draw a family tree on the board and ask volunteers to come and write the family relationships in the correct place.

#### Activity 1

- Ask a volunteer to read the text out loud.
- Pupils read the text and label the characters on the diagram.
- Correct the activity by asking questions. For example: *Who was Helen's husband?*

**Answer key** 1-Zeus; 2-Dardanus;. 3-Priam; 4-Paris; 5-Helen; 6-Malaneus

#### Activity 2

- Pupils write the sentences under the pictures as captions.
- Correct the activity by asking volunteers to read the captions out loud in sequence.

**Answer key** 1-Achilles' mother was a sea nymph; 2-"You are going to be immortal."; 3-Achilles was strong and brave; 4-He was a soldier in the Trojan wars; 5-"Achilles is dead!"

#### Project ideas

- Make a database of mythological characters. You can choose a particular story like the Trojan wars or a type of mythology (Greek, Roman, etc.). Pupils make index cards on characters. They draw pictures and write descriptions, and store the cards in a filing box.
- Find out information on the city of Troy. Make a wall display with maps and diagrams of the city and information about the main characters.