

Selections: Mr Crocodile's toothbrush
by Bridgid Slater

Activities author: Adrian Tennant
Level: Grade 1, primary
Recommended age: 6+
Time needed: Indicated for each activity
Type of English: American

Activity 1 (5-10 minutes)


- Hand out the worksheet that contains Activity 1.
- Tell the children there are seven animals hidden in the wordsearch – the word *crocodile* is circled as an example. The children need to find and circle the other six words.
- Give the children about five minutes and then put them in pairs to check together.
- Monitor and help if necessary.
- Check as a class.

Key:

B	C	N	I	F	G	A	Q	R
Z	R	A	B	B	I	T	K	Z
S	O	V	V	T	R	I	I	N
I	C	G	R	R	A	G	W	T
P	O	X	B	K	F	E	R	J
W	D	K	A	Q	F	R	L	E
H	I	P	P	O	E	E	I	Z
M	L	Z	U	X	U	A	O	B
Y	E	L	E	P	H	A	N	T

Activity 2 (10 minutes)

- Hand out the worksheet that contains Activity 2.
- Ask the children to look at the pictures of the seven animals and check they know what each one is.
- Explain that you will play the recording and they should write a number next to each animal to show the order in which it appears in the story, i.e. the crocodile is given number 1 because it is the first animal they hear.
- Play the recording.
- Put the children in pairs and have them compare their answers.



- Monitor so you can see how well the children have done with the activity.
- Play the recording again, if necessary.
- Check the answers together.

Key:

- | | | |
|---------------|------------|--------------|
| 1. Crocodile; | 2. Rabbit; | 3. Elephant; |
| 4. Giraffe; | 5. Tiger; | 6. Lion; |
| 7. Hippo; | | |

Activity 3 (5-10 minutes)

- On the board write the word *happy* and ask the children what kind of word it is. Elicit that it's an adjective.
- Hand out the worksheet that contains Activity 3 and ask the children to look at the four adjectives.
- Ask the children if they can remember which animal is described with which adjective and to write the names of the animals in the correct blanks.
- Play the recording.
- Put the children in pairs and have them compare their answers.
- Monitor so you can see how well they have done with the activity.
- Play the recording again, if necessary.
- Check the answers together.

Key:

- beautiful* – Mr Tiger (his stripes)
fat – Mr Elephant
sad – Mr Crocodile (because he's lost his toothbrush)
tall – Mrs Giraffe

Selections: Mr Crocodile's toothbrush by Bridgid Slater

Activity 4 (10 minutes)

1. Hand out the worksheet that contains Activity 4.
2. Tell the children you'll play the recording again but first they should read the questions and the choices.
3. Give them a few minutes to read through the questions.
4. Play the recording.
5. Put the children in pairs and have them compare their answers.
6. Monitor and help where necessary.
7. Play the recording again, if necessary.
8. Check the answers together.

Key:

- a. green; d. Mrs Lion;
b. red; e. Mr Hippo;
c. Mr Rabbit;

Activity 5 (5-10 minutes)

1. Play the recording through from *Is Mr Crocodile's toothbrush under Mr Elephant? ... No, it isn't!* to the end.
2. Tell the children you'll play it again but you'll stop it after the question and you want them to reply with *No, it isn't!*
3. Play the recording stopping at the appropriate places.
4. Encourage the children to say the response with the correct intonation and stress.

Note: The main focus here is on the intonation and stress of the response *No, it isn't!*

Activity 6 (1-5 minutes)

1. Hand out the worksheet that contains Activity 6.
2. Ask the children if they can find the missing toothbrush by looking at the final picture of the story.

Key:

It's behind the clothes basket.

Activity 7 (5-10 minutes)

1. Hand out the worksheet that contains Activity 7.
2. Point out the questions in the clouds.

Selections: Mr Crocodile's toothbrush
by Bridgid Slater

Mr Crocodile's toothbrush

Written by Bridgid Slater Illustrated by Amiko Hirao

Meet Mr Crocodile. He's green. He has nice clothes. He has big white teeth. He brushes his teeth every day.



Every morning, Mr Crocodile goes for a walk. He sees his friends. 'Hello,' he says. 'Hello, Mr Crocodile,' say his friends. Mr Crocodile is a very happy crocodile. He smiles and laughs.

But not today. Today Mr Crocodile is sad. Why is he sad? He's sad because he can't find his nice red toothbrush.

Mr Crocodile is looking for his nice red toothbrush. Where is it? Mr Rabbit is helping Mr Crocodile.



Selections: Mr Crocodile's toothbrush

by Bridgid Slater

First they meet Mr Elephant.
Mr Elephant is big
and fat. Is Mr Crocodile's
toothbrush under
Mr Elephant? Let's look.
No, it isn't!



Next they meet Mrs Giraffe.
Mrs Giraffe is very tall.
Is Mr Crocodile's toothbrush
on her head?
Let's look. No, it isn't!

Next they meet Mr Tiger.
Mr Tiger has beautiful
stripes. Is Mr Crocodile's
toothbrush next to you,
Mr Tiger? Let's look.
No, it isn't!



Mrs Lion is sleeping under a
tree. She has a big mouth.
Is Mr Crocodile's toothbrush
in Mrs Lion's mouth? Let's look.
No, it isn't!

Where is Mr Crocodile's nice
red toothbrush?

Selections: Mr Crocodile's toothbrush
by Bridgid Slater

YOUNG LEARNERS TRANSCRIPT



This is Mr Hippo's bed.
Mr Hippo is sleeping!
Is Mr Crocodile's toothbrush
under Mr Hippo's bed?
Let's look. No, it isn't!

'Where is my toothbrush?
Oh, where is my nice red
toothbrush?' says Mr Crocodile.
He is very sad.
Let's try again.



Is Mr Crocodile's toothbrush
under Mr Elephant?

... No, it isn't!

Is Mr Crocodile's toothbrush
on Mrs Giraffe's head?

... No, it isn't!

Is Mr Crocodile's toothbrush
next to Mr Tiger?

... No, it isn't!

Is Mr Crocodile's toothbrush
in Mrs Lion's mouth?

... No, it isn't!

Is Mr Crocodile's toothbrush
under Mr Hippo's bed?

... No, it isn't!

Where is Mr Crocodile's
nice red toothbrush?
It's in the bathroom. But
where in the bathroom?
Can you see it?




Published by arrangement with Macmillan Publishers S.A. de C.V.

Selections: Mr Crocodile's toothbrush
by Bridgid Slater


Before listening / reading

Activity 1

Find the animals in the wordsearch.

rabbit hippo crocodile  giraffe

 lion elephant tiger



Selections: Mr Crocodile's toothbrush
by Bridgid Slater

Listen or read

Activity 2

Put a number next to the animals in the order you hear them.

1

Selections: Mr Crocodile's toothbrush
by Bridgid Slater

Activity 3

Listen again. Which animal is described using these adjectives?

- beautiful _____
- fat _____
- sad _____
- tall _____

Activity 4

Listen and answer questions below. Draw a circle around the correct answer.

- a. What color is Mr Crocodile? *white / green / red*
- b. What color is his toothbrush? *white / green / red*
- c. Who helps Mr Crocodile? *Mr Rabbit / Mr Tiger / Mrs Lion*
- d. Who has a big mouth? *Mr Elephant / Mrs Lion / Mr Hippo*
- e. Who is sleeping in a bed? *Mr Elephant / Mrs Lion / Mr Hippo*

Activity 6

Where is the toothbrush?



Activity 7

Answer the questions in the clouds.

