

Selections: Anna's first day by Rachel Jones

Activities author: Adrian Tennant


Level: Starters+

Recommended age: Grade 2, primary (7+)

Time needed: Indicated for each activity

Type of English: American

Note: These activities can be done one after the other or can be done separately. However, some activities need to be done in sequence, i.e. make sure you do Activity 2 before you do Activity 5.



Activity 1 (5 minutes)

1. Write the title of the story on the board.
2. Put the children in pairs and ask them to discuss what they think the story is about.
3. Monitor and help where necessary, and give plenty of encouragement.
4. Ask a few pairs about their ideas.
5. Play the first line of the story and see how many of the children guessed correctly.

Activity 2 (10 minutes)

1. Put the children in pairs.
2. Hand out the worksheets with Activity 2.
3. Explain that the pictures show the story, but they aren't in the correct order.
4. Ask the children to put the pictures in the correct order and discuss what the two girls are doing in each picture.
5. Monitor and help where necessary.
6. Ask a few pairs for their order and write these up on the board, but DO NOT check the answers yet.
7. Tell the children that they will check their answers later.

Alternative procedure

1. Cut out the pictures from the transcript before class (enough for each pair of children).
2. Put the children in pairs.
3. Hand out a set of cut-outs to each pair.
4. Ask the children to put the pictures in the correct order and discuss what the two girls are doing in each picture.
5. Continue from stage 5 of the original activity.

Activity 3 (5 minutes)

1. Draw the children's attention to Activity 3.
2. Ask them to look at the sentence.
3. Ask the children to try and guess what the missing words are. Point out that there is a clue with the words in bold type.
4. Put the children in different pairs and have them check their ideas together.
5. Play the recording and ask the children to complete the sentence.
6. Check as a class.

Key:

brush our teeth and hair

Activity 4 (10 minutes)

Note: This activity follows the same format as the previous one, so the children should know what they need to do.

1. Hand out the worksheet with the second part of Activity 4.
2. Ask the children to look at the sentences.
3. For each sentence, ask the children to try and guess what the missing words are. Again, point out that there are clues with the words in bold.
4. Keep the children in the same pairs as Activity 3 and have them check their ideas together.
5. Play the recording, pausing after each paragraph, and ask the children to complete the sentences.
6. Play the recording again, if necessary.
7. Check as a class.

Key:

make our beds; get dressed; eat breakfast; pack our schoolbags

Selections: Anna's first day
by Rachel Jones**Activity 5 (5 minutes)**

1. Explain to the children they are now going to listen to the complete story again and check their answers to Activity 2.
2. Put the children back into the same pairs as they were for Activity 2.
3. Ask the children to quickly look at the order they had decided and see if they are still happy with it.
4. Play the recording and ask the children to check.
5. Check the answers as a class.

Key:

7; 4; 3; 6; 2; 1; 5

Activity 6 (10 minutes)

1. Put the children in groups of three or four.
2. Draw the children's attention to Activity 6 and ask them to spend five minutes discussing the questions.
3. Encourage the children to relate Anna's experience to their own: they should turn the 'serious' face into a happy face if they liked their first day at school and into a sad face if they didn't like their first day at school.
4. Monitor closely and help where necessary.
5. Ask a few groups to report back on their discussion.

Activity 7 (10 minutes)

1. Put the children in pairs.
2. Ask the children to spend five minutes discussing the questions.
3. Monitor closely and help where necessary.
4. Ask a few pairs to report back on their discussion.

Selections: Anna's first day by Rachel Jones

Anna's first day

Written by Rachel Jones

Illustrated by Rosana Urbes

Today is my little sister Anna's first day of school. I'm still in bed when Anna jumps on to the covers.



'It's time for school!' she shouts.



'No, Anna,' I say. 'First we brush our teeth and hair.'
Brush, brush, brush.


'Now it's time for school!' says Anna. 'No, Anna,' I say. 'First we make our beds.'
Pull, straighten, tuck.



'Now it's time for school!' says Anna. 'No, Anna,' I say. 'First we get dressed.'
Shirt, skirt, shoes.


Selections: Anna's first day
by Rachel Jones

'Now it's time for school!' says Anna. 'No, Anna,' I say. 'First we eat breakfast.'
Munch, crunch, chew.



'Now it's time for school!' says Anna. 'No, Anna,' I say. 'First we pack our schoolbags.'
Lunch, scissors, glue.

'Now it's time for school!' says Anna.
'Yes, Anna, now it's time for school!'



Published by arrangement with Macmillan Publishers S.A. de C.V.

Selections: Anna's first day
by Rachel Jones

Before listening

Activity 2

Look at the pictures from the story. Try to guess the correct order. The first one is done for you.

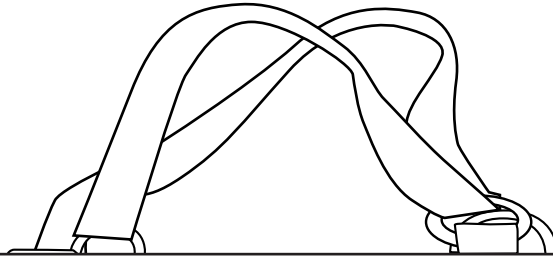


1



Selections: Anna's first day
by Rachel Jones

What are Anna and her sister doing in each picture?



Picture 1 _____

Picture 2 _____

Picture 3 _____

Picture 4 _____

Picture 5 _____

Picture 6 _____

Picture 7 _____

Listen

Activity 3

Listen to the recording and complete the sentence. What did the sister say?

'No Anna,' I say. 'First we _____.'

Brush, brush, brush.

Activity 4

Now look at these sentences and try to fill in the missing words.

'Now it's time for school!' says Anna.

'No, Anna,' I say. 'First we _____.'

Pull, straighten, tuck.

'Now it's time for school!' says Anna.

'No, Anna,' I say. 'First we _____.'

Shirt, skirt, shoes.

Selections: Anna's first day by Rachel Jones

'Now it's time for school!' says Anna.

'No, Anna,' I say. 'First we _____.'

Munch, crunch, chew.

'Now it's time for school!' says Anna.

'No, Anna,' I say. 'First we _____.'

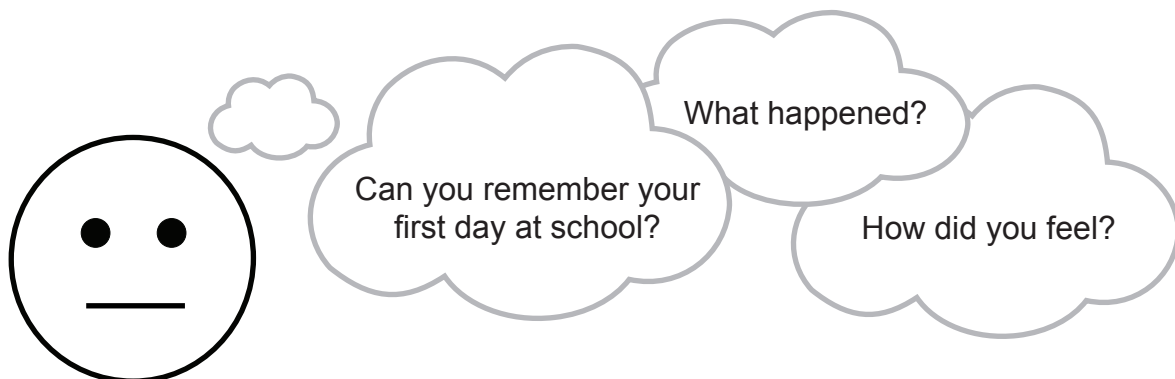
Lunch, scissors, glue.

Listen and check your answers.

After listening

Activity 6

Work in groups. Answer and talk about these questions:



Activity 7

Work in pairs. Answer and talk about these questions:

1. **When was the last time you were as excited as Anna?**
2. **Why were you so excited?**
3. **What did you do?**