

## Learning for themselves: developing learner independence

We are learning to \_\_\_\_\_

### Warmer

1. Look at the images below. Name and label the free-time activities.

		
a. _____	b. _____	c. _____

2. Label the activities above with 😊 😄 😁 if you really like the activity, 😊 if you like it or ☹️ if you do not like it.

3. In pairs, talk about the activities you like and do not like.

### Reading

4. Look at the image of Ole and use the words in the wordpool to predict what he thinks about his free-time activities.

boring      exciting      fun      interesting      relaxing

- a. Ole thinks playing computer games is \_\_\_\_\_.
- b. Playing alone is a little \_\_\_\_\_.
- c. Ole likes visiting the museum because it is \_\_\_\_\_.
- d. Going skateboarding in the park is \_\_\_\_\_.
- e. Ole likes to bake cakes because it is \_\_\_\_\_.




Ole

5. Read the text about Ole and check your predictions.

Worksheet

## Learning for themselves: developing learner independence



In my free time after my online class, I sometimes play computer games in my room. I like playing computer games because it is relaxing, but I don't like playing alone because it is a little boring. On Saturdays, I visit a museum in town with my Dad. I like the museum because it is interesting to learn new things. On Sundays, I go skateboarding in the park with my friend from next door. I really like skateboarding because it's exciting to race. My favourite free-time activity is once a month, when my family and I bake cakes together. It is really fun because after dinner, I can eat all the cake I want!

### 6. Answer the questions.

- Which things does Ole really like doing in his free-time? \_\_\_\_\_
- Which things does Ole like doing? \_\_\_\_\_
- What does Ole not like doing? \_\_\_\_\_
- Where does Ole do his free-time activities? \_\_\_\_\_
- When does he do his free-time activities? \_\_\_\_\_
- Who does he do his free-time activities with? \_\_\_\_\_

### Activities

### 7. Choose and complete ONE activity from the choices below.

a. Draw a picture of you doing your favourite free-time activity.	c. Tell someone in the class about a free-time activity that you like to do.
b. Write about a free-time activity that you like to do.	d. Interview three people about free-time activities they like to do.




### 8. Complete the record sheet and think about your reason for choosing the activity and how well you did it.

	<u>Which activity did I chose?</u>	<u>Why did I choose it?</u>	<u>How well did I do it?</u>
I did		because...	

## Learning for themselves: developing learner independence

### Reflection

9. In pairs, discuss the questions in the Head, Hands and Heart table.

	<i>What have you learned from this lesson?</i>
	<i>What did you do to complete the activities in this lesson?</i>
	<i>How do you feel about the activities you did in this lesson?</i>