



The magic cat

Teacher's notes

Countries

Age: 6–8

Level: Beginner

Length: 60 minutes

Language outcome: Introducing countries, e.g. *Where are you from? I am from England*; some country names

Materials and preparation:

- the 'Countries' video (played via onestopenglish or downloaded in advance of the lesson)
- the 'Countries' PowerPoint
- pictures of the flags of the different countries your students are from, if not shown on the worksheet (you could add these as an additional final slide to the PowerPoint in advance of the lesson)
- one copy of Worksheets 1–6 per student
- one copy of the 'Song order: Cut-out' worksheet per pair or small group of students, cut up in advance of the lesson (optional)
- one copy of the 'Flags' worksheet, cut up in advance of the lesson (this is enough for 16 students; print out more copies if you have a larger class)
- coloured pens/pencils/crayons
- music of your choice

Procedure

Step 1: PowerPoint slides 1–3

- Explain to your class that today they'll be learning about countries.
- As a class, elicit names of countries the students know and write them on the board.
- Elicit the name of the country you are in now. Get students to identify the country's flag (this can be done, for example, by showing pictures of three different flags and getting students to identify the correct one).
- Now show the first slide – the picture of Jess – and either introduce her ('This is Jess') or review who she is ('Who is this? This is Jess'). Do the same with the next two pictures of Tom and Puzzleberry.
- Demonstrate the language 'Where are you from? I am from ...' with a strong student. Repeat this with one or two more students if necessary, then ask students to quickly get into pairs and ask and answer the question with their partner.
- Now elicit where Jess, Tom and Puzzleberry are from, e.g. 'Where is Jess from?' Accept any answers.

Step 2: Music

- Now play a musical introductions game with your students. The idea of this game is to practice 'I am from ...' and revise the introductory vocabulary from the previous video in this series (About me).
- Play the music and ask students to walk around the classroom.
- Stop the music. Students should find a partner (one student can partner with the teacher if there is an odd number) and introduce themselves to each other – for example, 'Hello. My name is Sarah. I am seven. I am from England.' The slowest pair to introduce themselves are out of the game and should sit back down.
- Repeat, ensuring that students mingle and don't stay with the same partner.
- Continue until there is one pair left. They are the winners.

The magic cat

Teacher's notes

Step 3: Slides 4–19, Countries video

- Tell students that Jess, Tom and Puzzleberry are going to sing about different countries.
- Play the video: 'Countries'.
- Ask students to call out names of the countries mentioned in the video from memory, circling ones already written on the board.
- Play the video again to check. Can students add any more to the list on the board?
- Go through slides 4–19, checking the names of all the countries mentioned in the video. Translate the country names into L1 for learners if they are unfamiliar. Also point out each country's flag.

Step 4: Worksheet 1, Countries video

- Hand out Worksheet 1. In exercise 1, the song order activity, students number the pictures (stills from the video) in the correct order. As a class, find the first still (it has the number 1 written on it). You could also do number 2 as a class if necessary. This activity can be done either individually or in pairs/small groups depending on the students' level.
- If you think your young learners would prefer to be able to physically move the images about, you could use the cut-out version of this exercise instead.
- Play the song again to check the order as many times as necessary.

Key

1

2

3

4

5

6

Step 5: Worksheet 2, Countries video

- Hand out Worksheet 2. Explain to students that, in exercise 2, Tom cannot remember which country each flag belongs to. At the moment, the flags on their worksheet have the names of the wrong country written next to them. Ask students to match the flags with the correct country names, drawing a line from the flag to the name. You could show the video again to help them, perhaps pausing when the flags appear.
- To make this activity simpler, you could print out some extra copies of this worksheet and cut up the flags and country names. Students could then work together in groups, or as a whole class, to match the flags and names. Once you've checked they have the right answers, the students could then go back and complete the activity on their worksheet by themselves.

The magic cat

Teacher's notes






Key

	Australia
	Spain
	Mexico
	China
	Brazil
	India

Step 6: Worksheet 3, Countries video or slides 4–19

- Hand out Worksheet 3. Explain to students that Jess is feeling sad because the colours have gone from her flags and she wants to put them back. In exercise 3, students need to help her by colouring in the flags with the correct colours.
- Monitor students as they complete this activity individually and provide support as necessary, including replaying the video or going through the slides again.

Key

	Canada
	Germany
	France
	Japan
	Thailand



The magic cat

Teacher's notes

Step 7: Worksheet 4, Countries video or slides 4–19

- Hand out Worksheet 4. Students look at the flags in exercise 4 and circle the name of the correct country for each one. They could work in pairs or small groups.
- Monitor students as they complete this activity and provide support as necessary, including replaying the video or going through the slides again.

Key

- The USA
- Belgium
- The Congo
- Turkey
- Italy

Step 8: Worksheet 5, pictures of the flags of the countries your students are from

- Students complete the sentences and pictures on their worksheet in exercise 5, writing the name of the country they are from and drawing a picture of their flag. If necessary, display or copy the flag (or flags, if students are from different countries) on the board for students to see.
- As a whole class, students guess the name of the country that Puzzleberry is from. This can be a real or imagined country (e.g. Catland!). In exercise 6, they will need to write the name of this country and draw a picture of its flag. Draw an example on the board of an imaginary fun flag for Puzzleberry's country (e.g. a flag with big purple cat on). Students then complete this activity individually. Monitor and support them as they work.
- Now, in exercise 7, students think about Jess and Tom and their adventure. Puzzleberry told them in the video that they could go to any country. Which country do students think Jess and Tom want to go to? They should make a guess – it can be anywhere!

Step 9: Worksheet 6, Flag worksheet

- Hand out copies of Worksheet 6, and give each student one of the flags cut out from the Flag worksheet. That is now their country.
- Make sure students know the name of their new country.
- Students walk around the room, asking each classmate, 'Where are you from?' (and answering the question in turn, i.e. 'I am from England').
- As they talk to each other, students should complete the table in exercise 8, writing their friends' names next to their given countries. If they seem unsure, you could demonstrate with a confident student as an example.
- If students can't remember the names of anyone in the class, encourage them to introduce themselves to each other in English, e.g. 'My name is Sarah. What is your name?'
- The first student to complete the activity is the winner. The idea behind this game is to consolidate what the students have learnt during the lesson.

Homework / Extra activity: My magic cat passport

If you're following the whole series of song videos, ask students to complete the 'Countries' section of their passport, either in class or for homework.

The magic cat

Teacher's notes

Countries

Transcript and lyrics

Introduction

Tom: 'Where are we?'
 Jess and Tom: 'Nowhere. But . . . we can go to any country.'
 Jess: 'Any country?'
 Puzzleberry: 'Yes! Any country.'

Song lyrics

You can go to any country, a country that you like.
 We can go to any country, a country that we like?

Yes, you can go to any country, a country that you like.
 We can go to any country, a country that we like!

France, Japan
 Italy, Spain
 Germany, China
 Canada, The USA

You can go to any country, a country that you like.
 We can go to any country, a country that we like!

Ending

Jess: 'So how do we get there?'
 Puzzleberry: 'Close your eyes and think . . .'

Brazil, Belgium
 Australia, The Congo
 India, Turkey
 Thailand, Mexico

You can go to any country, a country that you like.
 We can go to any country, a country that we like.
 You can go to any country, a country that you like.
 We can go to any country, a country that we like.

The magic cat


Worksheet 1

Countries

1 Song order

Can you put the song in the correct order? Write the correct number in each circle.

1



The magic cat

Worksheet 2

Countries

2 Oh no! Tom is looking at flags, but he can't remember the names of the countries. 😞 Can you help him? Match up the countries and the flags.



	Spain
	China
	Brazil
	Australia
	India
	Mexico

The magic cat




Worksheet 3

Countries


3 Jess is feeling sad. There are no colours on the flags. Help her to colour them in. Remember to use the right colours!




Canada



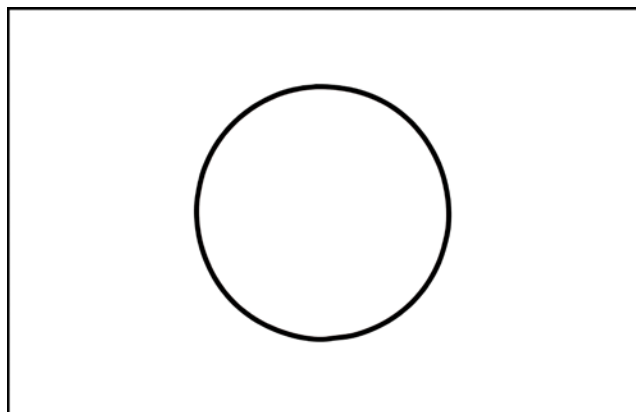
Germany




France



Japan



Thailand



The magic cat

Worksheet 4

Countries

4 Circle the correct country for each flag.



- a)
- Belgium
 - The USA
 - The Congo



- b)
- Italy
 - The Congo
 - Belgium



- c)
- The Congo
 - The USA
 - Turkey



- d)
- Italy
 - The USA
 - Turkey



- e)
- Belgium
 - Turkey
 - Italy

The magic cat

Worksheet 5

Countries

5 Where are you from?

I am from _____ .

My country's flag looks like this:

6 Where is Puzzleberry from?



Puzzleberry is from _____ .

This is his country's flag:

7 Where do Jess and Tom want to go?

Jess and Tom want to go to _____ .



The magic cat



Worksheet 6

Countries

8 Where are your friends from?

Country	Name
Australia	
Belgium	
Brazil	
Canada	
China	
The Congo	
France	
Germany	
India	
Italy	
Japan	
Mexico	
Spain	
Thailand	
Turkey	
The USA	




The magic cat

Song order: Cut-out

Countries

1



Thailand



A country that you like



India



You can go to any country



The magic cat



Flags

Countries