

CELEBRATIONS








Diwali

Worksheet

Exercise 1: Diwali traditions

a. Match the descriptions in the box with the images of things that happen during the Diwali festival.

giving gifts	buying kitchen items, new clothes and gold or silver	family parties
brothers visiting sisters	cleaning and decorating the home	
lights and lamps	rangoli	fireworks and firecrackers

 _____ Day: _____	 _____ Day: _____
 _____ Day: _____	 _____ Day: _____
 _____ Day: _____	 _____ Day: _____
 _____ Day: _____	 _____ Day: _____

b. Now read the text to find out on which day of Diwali these things happen. Write the number of the day below the pictures.

DIWALI



The biggest festival of the year in India is Diwali. Diwali is a five-day festival that celebrates the victory of good over evil, and light over dark. Lamps, candles, fireworks and firecrackers are a very important part of the celebrations. Diwali is also called the 'festival of the lights'.

Diwali celebrates the return of Lord Rama and his wife Sita to their home in Ayodhya, after Lord Rama and Hanuman, the monkey god, rescued Sita from the ten-headed demon King Ravana.

Diwali is the beginning of a new year in the Hindu calendar, and it is as important to Hindus as Christmas is to Christians.

The five days of Diwali are celebrated in this way:

- On day one, people clean their homes and buy gold or silver, new clothes and new things for their kitchens.
- On day two, they decorate their clean homes with clay lamps called *diyas* and create *rangoli* outside their homes. These beautiful designs, made from coloured powders, rice or sand, stop evil entering into people's homes.
- Day three is the main day of the festival. Families come together and say a special prayer to the goddess Lakshmi who visits every home on Diwali, bringing good luck with her. She visits the cleanest homes first. Then families have a wonderful feast and watch fireworks and firecrackers.
- On day four, the first day of the Hindu new year, people visit their friends and family and take gifts of sweets or clothes.
- On the fifth and last day of Diwali, brothers visit their married sisters.

Diwali is a happy family festival that is usually busy, loud and full of smoke.

CELEBRATIONS

Exercise 2: Key words

Match the underlined key words from the article with the definitions below. Write the correct word next to each definition.

1. a type of soft, wet earth that becomes hard when it is baked in a kiln (or oven), used for making cups, plates and other objects _____
2. a very bad creature or devil _____
3. going into a place _____
4. things that are very, very bad; the opposite of good _____
5. a large meal for a lot of people, usually to celebrate something _____
6. small fireworks that make a lot of loud noises when they explode _____
7. soft dry material that looks like dust or sand _____
8. the words that someone says when they are speaking to God or a god _____
9. saved someone from a dangerous or bad situation _____
10. a win in a fight or competition _____

Exercise 3: Using the key words

Use some of the key words from the previous exercise to complete these sentences.

1. People said he was an _____ man, but that was not true.
2. Aunt Emily always says a _____ before she goes to bed.
3. We found some old _____ pots in the field next to our house.
4. Take off your shoes before _____ the temple.
5. The strong prince _____ the young princess from the bad dragon.
6. The naughty boys set off _____ and scared their grandmother.

CELEBRATIONS

Diwali

Worksheet

Exercise 4: Discussion – festivals, fireworks and lights

a. Complete one of the sentences below and make it true for you.

I took part in Diwali celebrations in _____ (year/place).

It was _____

I haven't experienced Diwali celebrations, but I have been to another celebration where there were fireworks.

It was _____

b. Read your sentence to a partner. Ask each other questions and give more information about the celebration.

Exercise 5: Group task – Diwali poster

Your school is planning to hold Diwali celebrations this year. There will be fireworks, firecrackers, oil lamps, candles and food. It will be in the evening and you hope many people will come.

Make a poster for your Diwali celebration. Include the following information:

- **the place, date and time;**
- **what to wear;**
- **what to bring with you;**
- **how to stay safe (e.g. *Do / Do not ...*).**