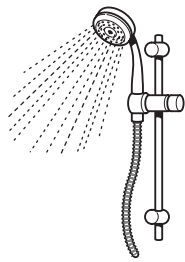


Exercise 1

Vocabulary

Look at the pictures and label each one with a word from the box.
Be careful! There are three extra words.

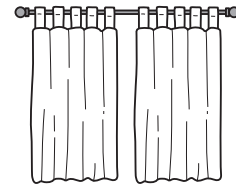

blinds	can-opener	cooker/oven	curtains	dishwasher
electric blanket	electric toothbrush	fridge	hairdryer	
light	shower	washing machine/tumble dryer		



1. _____

2. _____

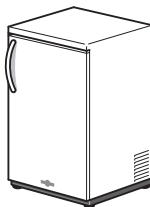
3. _____



4. _____

5. _____

6. _____



7. _____

8. _____

9. _____

Exercise 2

Grammar & writing

Put the words in the correct order to make sentences.

Example *a sweater / are / cold / If / put on / you / .*
If you are cold put on a sweater.

1. Always / a room / leave / the lights / turn off / when / you / .
2. fridge / not / often / to open / too / Try / your / .
3. aren't / Don't / leave / on / watching it / when / you / your TV / .
4. the blinds / cool / house / In the summer, / to keep / pull down / your / .
5. because / clock / doesn't / electricity / it / a wind-up / Use / use / .
6. by hand / a dishwasher / and dry / in / not / the dishes / Wash / .

Exercise 3

Reading & grammar

Choose the correct words to complete each sentence.

1. A bath *costs/is costing* at least ten pence.
2. *Are you taking/Do you take* showers that last less than five minutes?
3. When you want *to open/opening* a can, don't use an electric can-opener.
4. *To wear/Wearing* pyjamas in bed is better than having the heating on.
5. *Use/Using* a towel to dry your hair, not a hairdryer.
6. When you leave a room, *turn/turning* off the lights to save energy.
7. Don't fill the kettle to the top when you want *to boil/boiling* water.

Exercise 4

Project work (Speaking & writing)

Read the following competition entry.**Win £100 in our 'Save it' competition.**

We all know that saving energy around the home is important.

We want you to design a 'tips' poster that can be used in an advertising campaign to try and get people to save energy in their homes.

We are looking for something bright and colourful that includes really useful information on how to save energy.

So, get designing and good luck!

Work in groups and design your poster.

Learning objectives

Pupils learn about the cost of their energy habits around their homes and then think of practical ways they can save energy (and money).

Content summary

Pupils play a game to find out about their personal (and family) energy habits in terms of usage.

Skills

Listening; reading; speaking; writing

Grammar

Present simple/Present continuous

Imperatives

Infinitive and gerund

Word order (syntax)

Vocabulary

Words and simple phrases connected to the game: *utility (companies), cost/costing, electric blanket, tips, borrow, energy-saving, habits, stove/oven, tumble dryer, operate, loads, drum (in washing machine), filters, blinds, drying cycle, wind-up (clock), portable, efficient/inefficient*

Time needed

45-60 minutes +

Age group

7-14

Materials needed

- Two envelopes for each student - one marked 'Me' and the other marked 'Utility'.
- Photocopies of the play money for each pupil.
- One copy of the pay-me game questions (in large classes you will need one copy per group).

Practicalities

In classes of around 20–30 you can play this game with the teacher reading the questions. In larger classes, you may wish to divide the class into groups of 10–15 and make one pupil in each group the question master with you (the teacher) monitoring and helping the groups when necessary.

Procedure

1. Tell pupils they are going to play a game where they look at the amount of energy they use in their homes and how much this costs them.
2. Introduce/pre-teach the following vocabulary that pupils will need to understand: *utility (companies), cost/costing, electric blanket, tips, borrow, energy-saving, habits, stove/oven, tumble dryer, operate, loads, drum (in washing machine), filters, blinds, drying cycle, wind-up (clock), portable/efficient/inefficient*
3. Explain the rules of the game. Hand out the envelopes and money.
4. Read out the questions one at a time and make sure everyone knows what they are doing.
5. Hand out the worksheet and ask pupils to work with a partner and do the first three exercises.
6. Check the answers as a class.
7. Finally, put the pupils in groups of three to four and have them do the project work (exercise 4) together. Display the posters on the walls around the classroom.

Link to everyday life

The whole game is linked to everyday situations so it is important to make pupils aware of this as you are playing and at the end.

Websites

There are lots of useful websites about saving energy, but here are a few of the best:

<http://www.energysavingtrust.org.uk/>

This website includes a virtual tour of a house with tips on how to save energy.

<http://www.energyquest.ca.gov/index.html>

A fantastic Energy Quest packed full of useful information. Learn by having fun!

http://news.bbc.co.uk/cbbcnews/hi/newsid_6070000/newsid_6077000/6077030.stm

An article about why we are bad at saving energy. The article might give the children an idea for a survey/project.

Pay-me game
Adrian Tennant**Exercise 1**

1. shower
2. stove / oven
3. light
4. washing machine / tumble dryer
5. blinds
6. curtains
7. fridge
8. hairdryer
9. electric toothbrush

Exercise 2

1. Always turn off the lights when you leave a room.
2. Try not to open your fridge too often.
3. Don't leave your TV on when you aren't watching it.
4. In the summer pull down the blinds to keep your house cool.
5. Use a wind-up clock because it doesn't use electricity.
6. Wash and dry the dishes by hand not in a dishwasher.

Exercise 3

1. costs
2. Do you take
3. to open
4. Wearing
5. Use
6. turn
7. to boil